

2022 2

2022 6 30

2022 07 20

	A	C
	920002	920922
	180,209,139.60	6,723,716.46

" "

<

>

§ 3


3.1

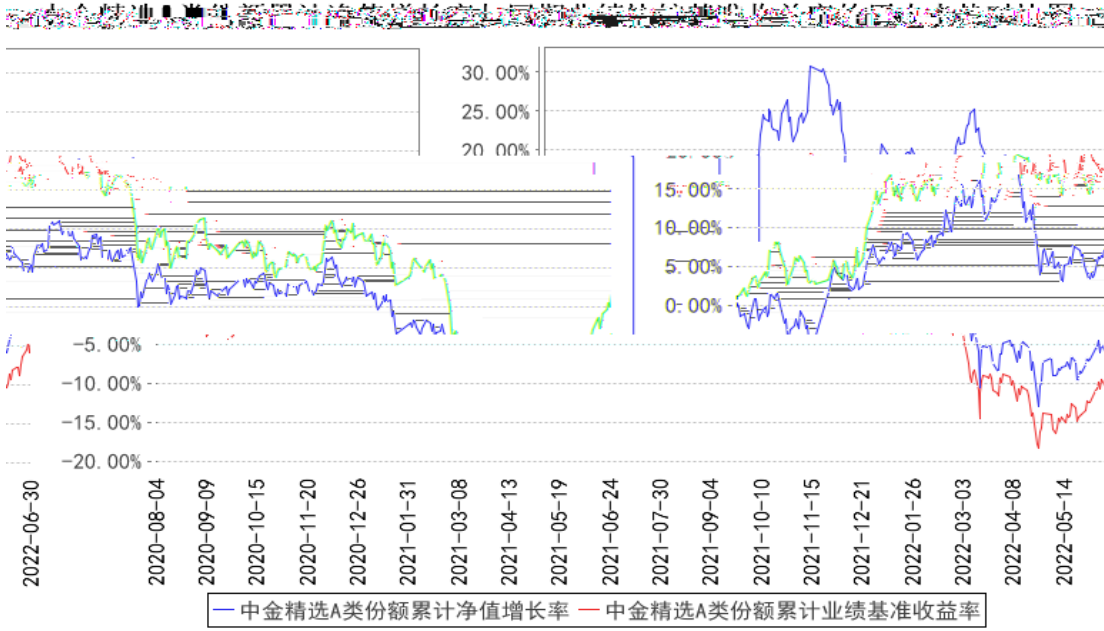
	2022 4 1 -2022 6 30	
	A	C
1.	3,988,472.80	137,943.11
2.	27,143,853.81	958,451.33
3.	0.1480	0.1288
4.	346,409,629.18	12,802,930.01
5.	1.9223	1.9041

3.2

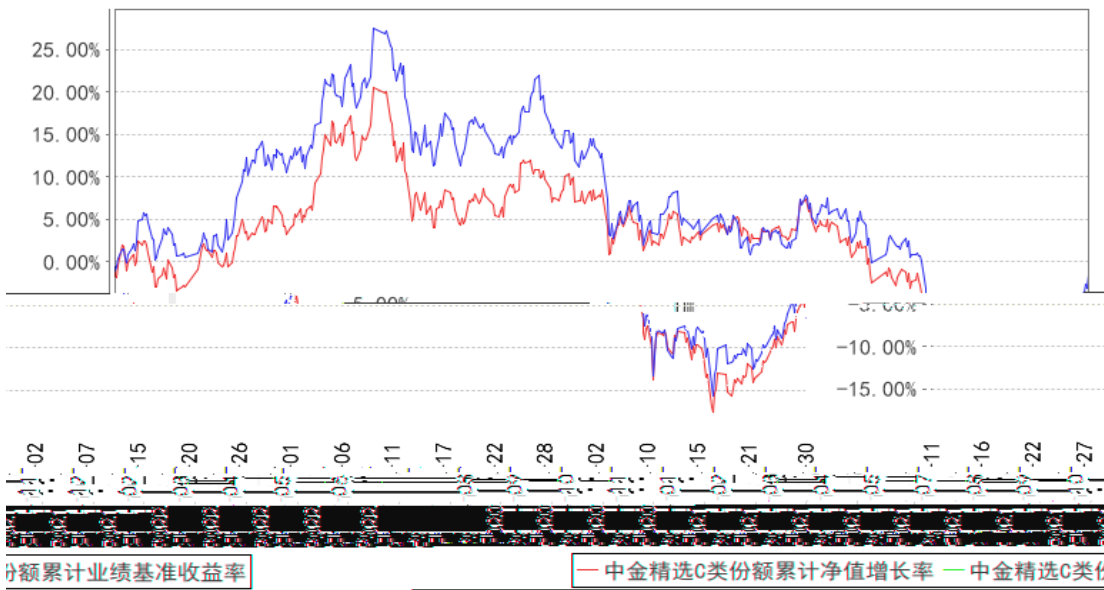
3.2.1

A





中金精选C类份额累计净值增长率与同期业绩比较基准收益率的历史走势对比图



§ 4

4.1

--	--	--	--	--

2007
2010
2010.7-2015.4

2020 8 4 - 12.0

1. " "

2. " " " "

3.

4.

4.2

4.3

4.3.1

4.3.2

5%

4.4

4.5

5.6

5.7

5.8

5.9

5.9.1

5.9.2

5.10

5.10.1

5.10.2

5.10.3

5.11

5.11.1

5.11.2

5.11.3

1		19,269.30
2		-

3		-
4		-
5		4,440.15
6		-

8.2

1.

§ 9

9.1

9.2

1 3 B 42

9.3

800-810-8802

| (010)6505-0105

www.ci.cc.com

2022 7 20