







3

3

11

24

95

112

1

1

2

3

4

2

3.

1

2

3

4

5

4.

5.

1

2 ( )

2008

2021 9

1

2

3

4

5

6

7

8

9

10

A

“ ”

1

40%

20%

“

”

20%

5%

2

1

2


3

3


40%

4









2

14

15

3

3

11

24

95

112

10

30

1

1

GDP

CPI

2

3

2

”

”

3

6%

0.8%

$$T = E_1 \times R /$$

T

E<sub>1</sub>

R

5

0.05%

$$C = E_2 \times S /$$

C

E<sub>2</sub>

S

5

?

1

24

95

b Y ÷

112

11

2

Co + ^

1

2



1

2

3

4

5

1

2

T 3 ( )

3

(T )


T+1

T

T+1 ( )

1

2



1

2

3

4

5

6

1 2 3 5 6

2

3

4

5

4

1

(

1

2

10%

3

2 ( )

20

/

20

20

3

3

1

2

3







1

2

3

4

1

2

3

1

1

2

3

2

1

2

3

4

5

3

1

2

1

2

3

4

5

6

7

1

1

2

3

0.25%

2

1

2

100%

130%

3

1 2 27 28

1 2 27

28

100004

1995 7 31



4,827,256,868

[www.cicc.com.cn](http://www.cicc.com.cn)

1

2