
.....	1
.....	3
.....	10
.....	11
.....	13
.....	15
.....	16
.....	18
.....	26
.....	34
.....	43
.....	46
.....	47
.....	49
.....	56
.....	57
.....	63
.....	65
.....	66
.....	67
.....	73
.....	77
.....	78
.....	79
.....	80
.....	81



1

2

“ ”

“ ”

“ ”

“ ”

3

3

“ ”





1

2

3

4

5

6

7

8

9

10

11

2003 10 28

2012 12 28

2013 6 1

2015 4 24


<

>

12

2020 8 28

10 1



13				2019	7	26		9	1
	2020	3	20						
14				2014	7	7		8	8
15						2017	8	31	
10	1								
16				2021	1	22		2	1
					3				
17	ETF								
18	ETF								
1									

25

26

27

ETF

28

29

30

31

32

33

34

35

36

37

A

38

39

40

3

41

42

43 T

44 T+n

T

n

T

45

46

47

48

49

50

51

52

/

53

/

54

55

56

57

58


59

60


IOPV

61

62



75



2
2
1.00

ETF



1


3

2

/

3

1



2

3



3 2

200 2

10 10

10

1 2 30

3


20 200

5000

50







1



IOPV

IOPV



1

2

3

3



1

2

/

3

4

5

1

2



3

1

2

3

4

1

4

5



T

T+1

2

/

3

T

/

4

1

2

3

4

5

6

7



8

IOPV

9

50%

10

5 6

1

2

3

4

5

6

7

3

4

5

6

7

ETF





7

16

2005 9 19

[2005]158

2

010-66228888

1

1

2

3

4

5

6

7

8



9

10

11

12

13

14

15

16

17

2

1

2

3

4

5

6

7

8



22

23

24

30

25

26

27

1

2

27

28

1995

7

31

482,725.686800

,

2015 1441

1

1

2



3

4

5

6

7

2

1

2

3

4

5

6

7

8

9

10

11

12

13

14

15

16

17

18

19

20

21

22



1

1

2

3

4

5

6

7

8

9

2

1

2

3


4

5

6

7

8



1

1

2

3



4

5

6

7

8

9

10

11

10%

10%

12

13

14

2

1

2

3

4

5



6

7

8

9

10

11

1

2

3

10

60

60

4

10%

10%

10

60

10%

10%


10

60

5

10%

10%



10%

10%

30

6

1

30

1

2

3



1

1

2

3

6

2

1

2

2

3



3

6

4

3


3

4

1

Ä

2



2

30

2

1

2

2



1

1

2

3

4

2

5





1

2

3

4

1

2

3

4

1

10%

10%

2

6

3

4

5

6



7

8

1 10%
10%

2 6

3

4

5



2

3



1

2

3

4

5


1

2

3

20

4



5


6

7



90%

80%



0.2%

2%



1

A

1

1

90%


80%

2

10%

20%

10%






10

6

2



6


1

2

3

4





1

1

3

4

5

6

7

8

9

10

1

0.0001

5

2

4

4

1

“ ”

“ ”

2

1

2



3

“ ”

4

5

3

1




2

3

4

4

1



1

2

3

50%

4



1

2

3

4

5

6 / /

7

8

9

10 IOPV

11

1

0.5%

H $E \times 0.5\% \div$

H

E

5

2

0.1%

H E×0.1% ÷

H

E

5


“ ” 3-11

1

2

3

4



1
2
3
1%
4
5 3
6



1

2

1 1 12 31

2

3

4

5


6

7


1

2

3



- 1
- 2
- 3
- 4
- 5
- 6



1

2

3

4





15

2

20%

1

2

3

4

5

6

7

8

9

10

12

12

11

12

13

14

15

16

17

18

19

2



10



2

3



1

2

1

2

6

3

4

1

30

2

3

4



1

2

3

4

5

6

7

5

6

5



1

2

/





1

2

3

4

5





1

1

2

3

4

5

6

7

8

9

2

1

2

3

4



5

6

7

8

9

1

1

2

3

4

5

6

7

8

9

10

11

12



13

14

15

16

17

2

1

2

3

4

5

6

7

8

9

10

11

12

13

14

15

16

15

17

18

19

20

21

22

23

24

4

5

6

7

8

9

10

11

12

13

14

15

19

20

21

22



1

1

2

3

4

5

6

7

8

9

10

11

10%

10%

12

13

14

2

1

2

3

4

5

6

7

8

9

10

60

10%

10%

10

60

5

10%

10%

10%

10%

30

6

1

30

1

2

3

4

5

6

7

2

3



1

1

2

3


6

2

1

2

2



3

3

6

4

3

3

4

1



2

1

2

30

2

1

2

2



1


1

2

3

4

2



5

1
2
3
1%
4
5 3
6



1

2

3

4

5

6

/ /

7

8

9

10

IOPV

11

1

0.5%

H E 0.5%

H

E



5

2

0.1%

H E 0.1%

H

E

5


3-11

1

2

3

4




90%

80%

1

1



			20%
6			
7		140%	
8	40%		1
9	15%		
10			
11		30%	10
	30%		
	6	2	
		30	
12			95%
13			



14

3 9 10 11 /

10

6

2

1

2


3

4

5

6

7



1

2

1

2

6

3

4

1

30

2

3

4

1

2

3

4


5

6


7

5

6



5



4

5
