



“ ”

“ ” “ ” “ ” “ ”

“ ” “ ” “ ” “ ”

“ ” “ ” “ ” “ ” “ ”

“ ”

“

”

“ ”

1 —

“ ”

“ ”



2020 82

“ ”

“ ”

“ ”

“ ”

“ ”

“ ”

“ ”

“ ”

“ ”

“ ”

	91310000594731424M
	930,000.00
	2012 4 24
	774 2 107N

		2021 9 24	27,500	27,500	
			27,500	27,500	—

1

“

10%”

2

2021 11 4 T-2

67

				%	
1	WANG HUI		3,000	10.91	
2			6,000	21.82	
3			3,600	13.09	
4			1,100	4.00	
5			900	3.27	
6			825	3.00	

7	FENG LISA YI LU		600	2.18	
8			571	2.08	
9			530	1.93	
10			495	1.80	
11			460	1.67	
12			430	1.56	
13			375	1.36	
14			360	1.31	
15			350	1.27	
16			345	1.25	
17			344	1.25	
18			315	1.15	

19

36			130	0.47	
37			130	0.47	
38			130	0.47	
39			130	0.47	
40			130	0.47	
41			130	0.47	
42			130	0.47	
43			125	0.45	
44			120	0.44	
45			105	0.38	
46			105	0.38	
47			105	0.38	
48			105	0.38	
49			105	0.38	
50			105	0.38	
51			105	0.38	
52			105	0.38	
53			105	0.38	
54			105	0.38	
55			105	0.38	
56			105	0.38	
57			105	0.38	
58			105	0.38	
59			105	0.38	
60			105	0.38	
61			105	0.38	
62			100	0.36	
63			100	0.36	
64			100	0.36	

65

100

0.36

	913100003123156507
	169,000.00
	2014 8 15
	289 1201 B

	913100005500570876
	2,207,239.728
	2010 1 18
	() 568

	91110302MA01GWME72
	700,000.00
	2019 1 18
	22 1 23 2302
	“1 2 3 4 5 ” 2033 12 31

	9131000066244468X3
	86,357.6598
	2007 5 15
	3000 1 C 7

	913100007679066259
	100,000
	2004 10 9
	3000 1 209



3

19.34%

2

2020 11 4

10%

2021 8 27

3

1

2021 9 24

4

1

2

3

4

5

6

7

8

9

10

5

“
”

6

7

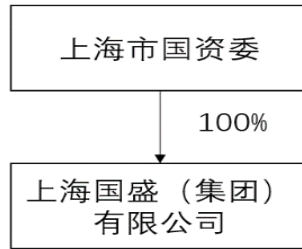
1

1

2

3

2



100%

3

2007 9



“ ”

		2020	12	31
1,259.44	785.31			3.32
20.23				

1

2

3

”

“

“

”

4

7.02%

A

H

135,632.75

10.38%

“

”

5

6

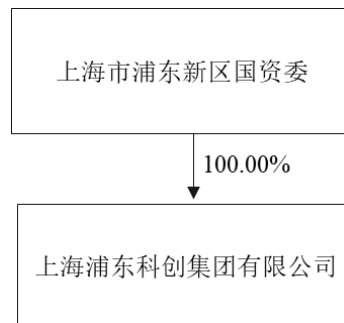
1

1

2

3

2



100%

3

	2020	12	31		200	
140			30%			120
	25			10	2020	
	6		450			
						“
			”			“
”						
						“
						”
“	”	“	”	“	”	“
”	“	”	“	”	“	”

,

1

2

3

4

“ ”

4

100%


1.18%

7.02%

1.18%

“

”





4

4

35.09% 1.18%
INC. ACM RESEARCH,
“ ”

5

6

8
2020 12 31 469.55 12
260.81
61.94

3 8 3 12 1
28 13,000 95%
7,000 2020 12 31 772
2020 159
12 Foundry
50-40-28nm 3.5
IDM
50-40-28nm

1

4

4

1.18%

“

/, ^ 1<sm È, '1[smÉ !5 ©ĐÒÒÙ ñ', ' ¡Œ°, ±ŠF >| êF : Ā ·6ÑŒ°, '1[smÉ Ā μÀKÀõ Ñáæ§FE

6

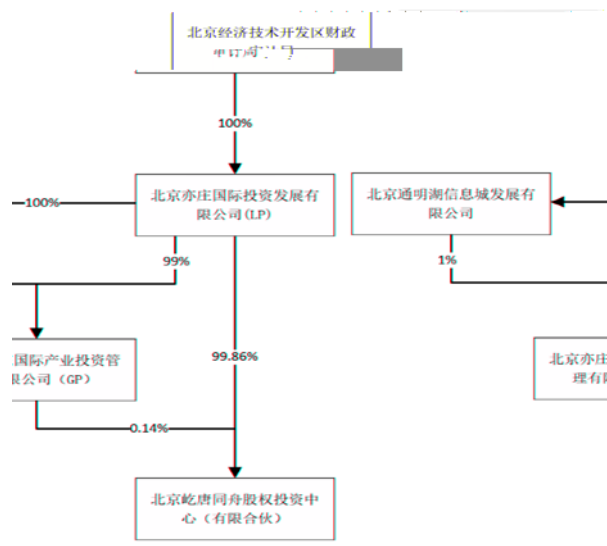
1

1

2

3

2



0.14%



“ ”

99.86%

100%

3

2009

2

“ ”

2020 21 31

820

600

164

740

“

”

ISSI Mattson

2

3

4

5

6

1

1

2

3

2

2021 6 30



上海韦尔半导体股份有限公司

31.48%

3

CMOS

	2020	2020 12 31
	226.48	198.24
	115.25	
	27.06	



1

4

2

3

4

5

6



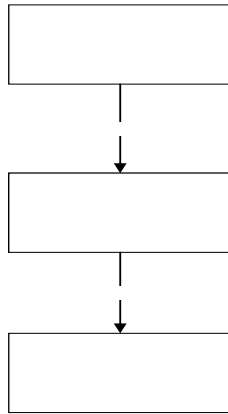
1

1

2

3

2



“ ”

100%

100%

100%

3

95



					24000
	150			58	20
	40			“	”
“	”			220	“
”			“		”
					31
	100	2020	12	31	841.96
213.95		39.57			18.22

1

2

30
IC

4

0.39%

5

6

1

2% 5%

1 10 5% 4,000

2 10 20 4%

6,000

3 20 50 3%

1

4 50 2% 10

867.1150 20%

4.00% 173.4230

9.00% 390.2043

27,500

1			433,558 4,000
2			433,558
3			650,337
4			6,000
5			433,558
6			433,558
7			216,750

“ ”

“ ”

10

20%

2

24


12

12



的更正更正。及此纠正后，被纠正的基金合同及招募说明书仍有效。

特此说明。
基金管理人：上海浦东发展银行股份有限公司 基金托管人：交通银行股份有限公司



基金管理人：

基金托管人：

基金名称：

基金代码：

基金名称：
基金代码：