









---

---

--	--

---





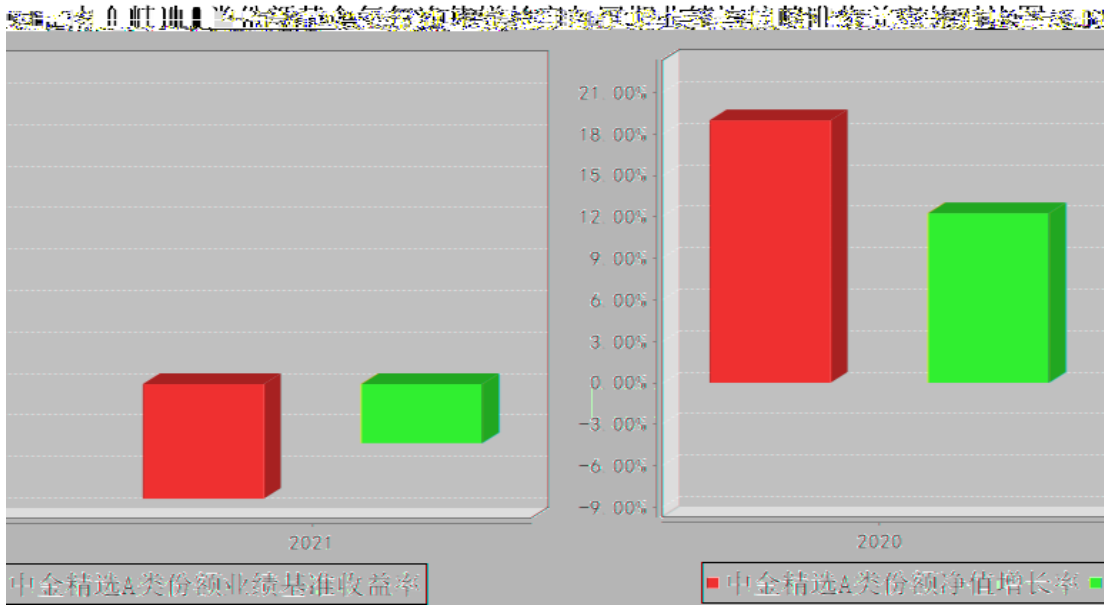
---


---

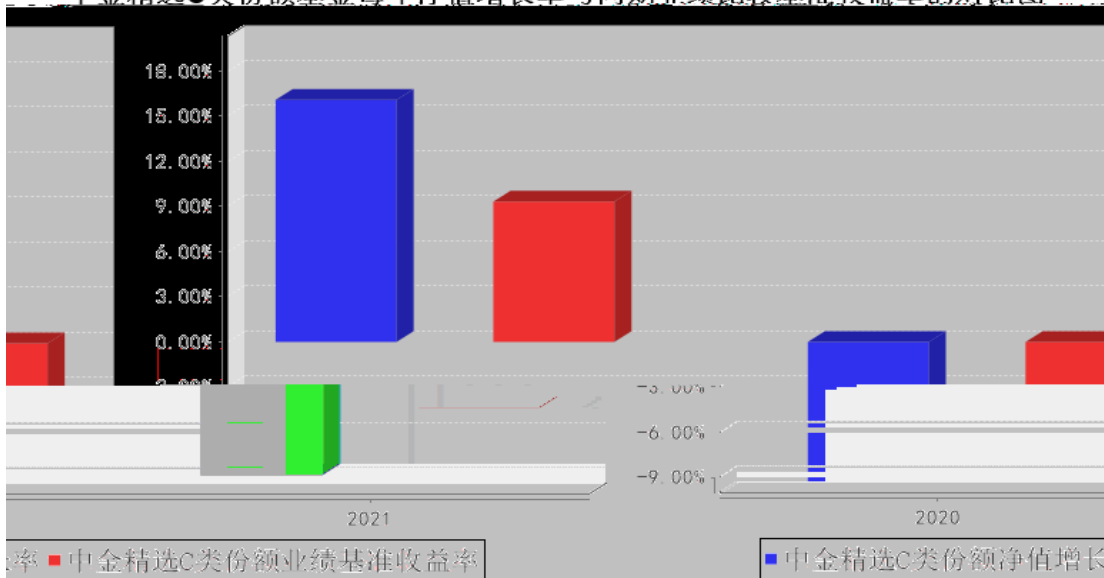
	%	%	%	%	%	%	%
	%	%	%	%	%	%	%
	%	%	%	%	%	%	%
	%	%	%	%	%	%	%







中金精选C类份额基金每年净值增长率与同期业绩比较基准收益率的对比图



---



---

3 5 10











---


--	--	--	--





---


---

---

---
















---









---



---

--	--	--

---




---




--	--	--

---





















---

---

--	--	--	--











---



---

---


---


[Dashed rectangular box]

[Large dashed rectangular box]

---




---


--



