









---



--	--	--

---











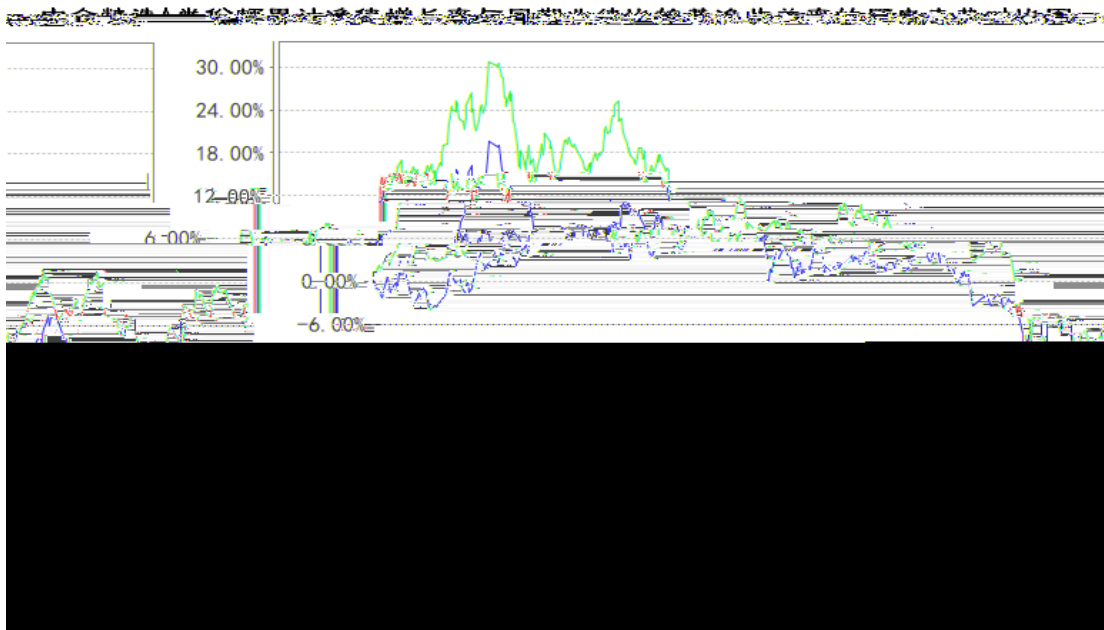
---



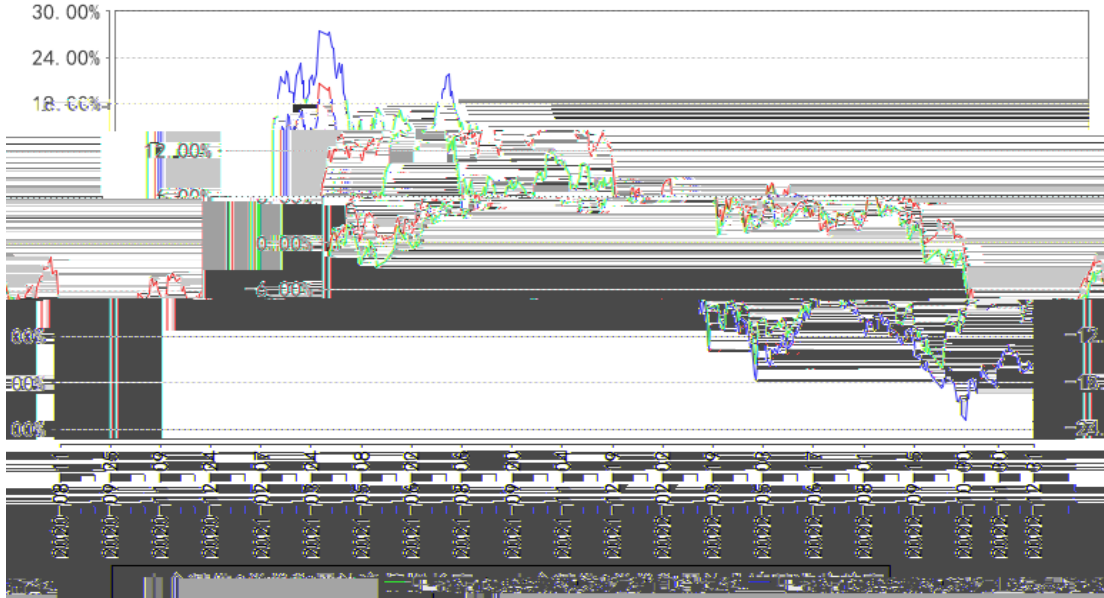




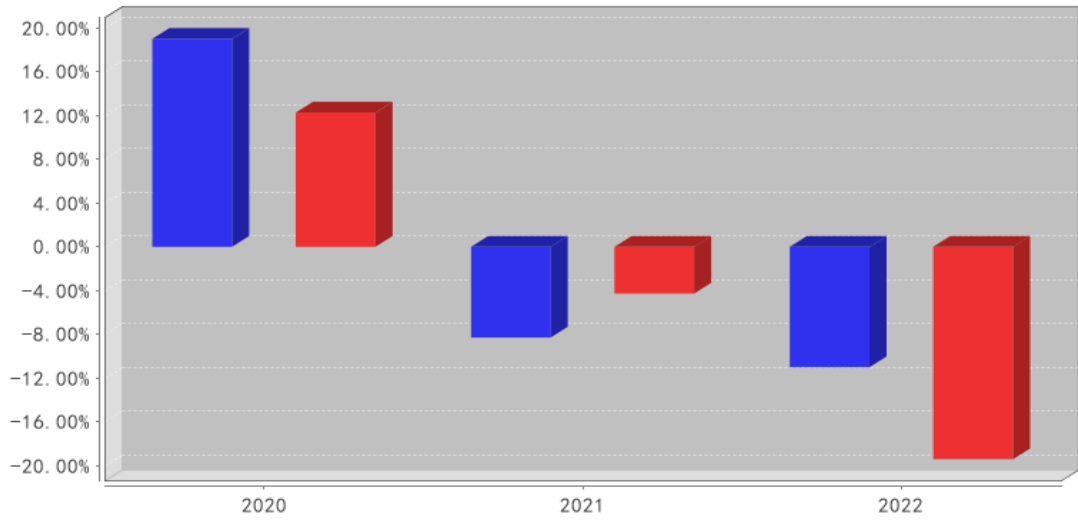
--	--	--	--	--	--	--

中金精选C类份额累计净值增长率与同期业绩比较基准收益率的历史走势对比图

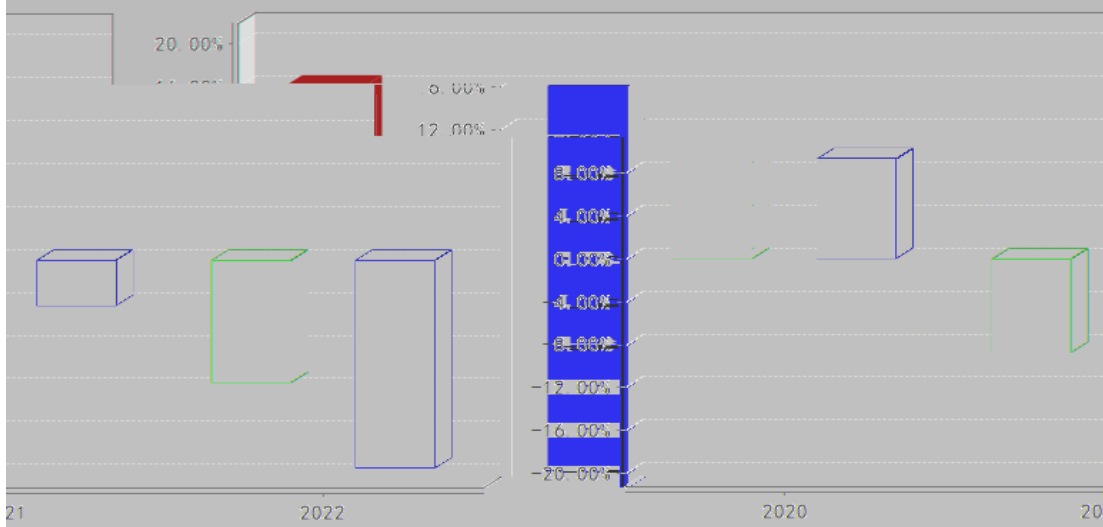


中金精选A类份额基金每年净值增长率与同期业绩比较基准收益率的对比图



中金精选A类份额业绩基准收益率 中金精选A类份额净值增长率

中金精选C类份额基金每年净值增长率与同期业绩比较基准收益率的对比图



中金精选C类份额业绩基准收益率 中金精选C类份额净值增长率

---











---


---






---

--	--	--	--





---

--	--	--	--	--

\_\_\_\_\_

\_\_\_\_\_

\_\_\_\_\_





















---

---

--







---


--	--	--

---



--	--	--



---







---





---







---

--	--	--	--	--	--




---



--


--






---









---




---

--	--	--	--	--





---











--	--	--

---


[Dashed rectangular box]

[Dashed rectangular box]

[Dashed rectangular box]

[Dashed rectangular box]

[Dashed rectangular box]

---







--

