

2023 1

2023 3 31

2023 4 20

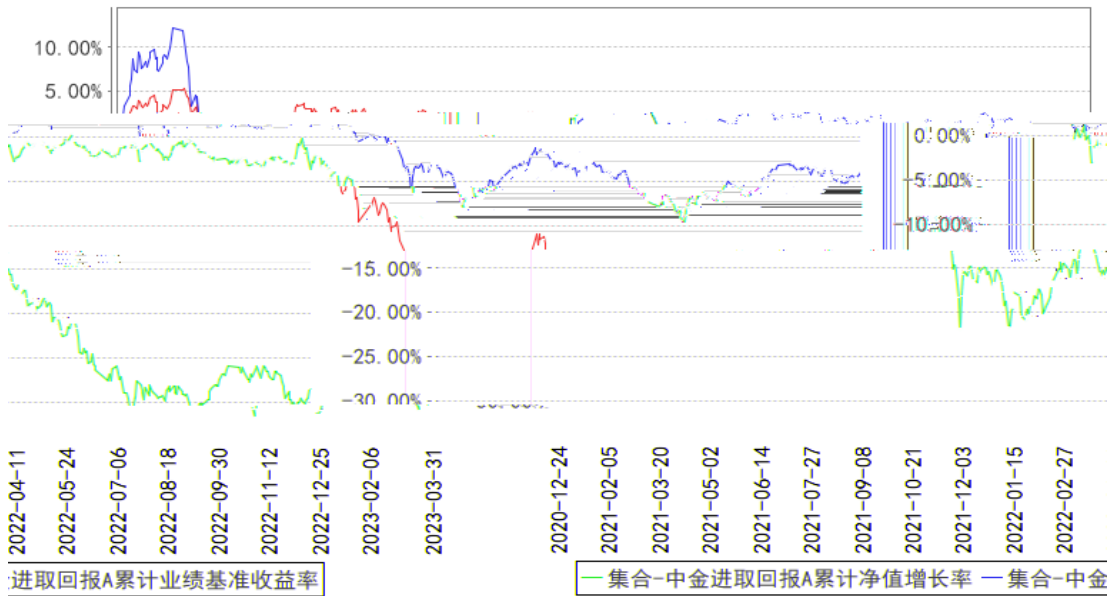
	-15.47%	1.02%	-0.55%	0.46%	-14.92%	0.56%
	-28.70%	0.93%	-4.03%	0.46%	-24.67%	0.47%

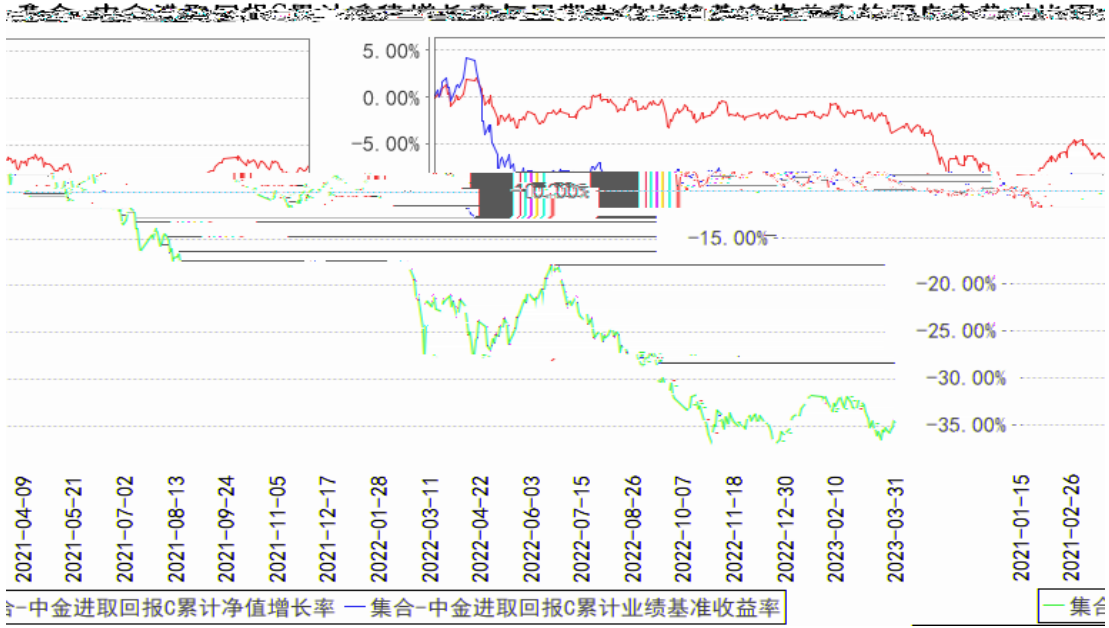
- C

	2.08%	0.78%	2.29%	0.33%	-0.21%	0.45%
	-3.35%	0.92%	3.52%	0.42%	-6.87%	0.50%
	-15.81%	1.02%	-0.55%	0.46%	-15.26%	0.56%
	-34.34%	0.92%	-7.13%	0.46%	-27.21%	0.46%

3.2.2

集合-中金进取回报A累计净值增长率与同期业绩比较基准收益率的历史走势对比图





§ 4

4.1

					2008
					2010
					2010 — 2015
		2020	4	30	2016 - 2017
				-	ODI I
				12.45	2017 - 2018
					2018 6
					FOF

(1)

(2)

(3)

(4)

4.2

4.3

4.3.1

4.3.2

5%

4.4

2023

2022 12

PMI

"

"

"

"

"

"

3

5%

"

"

"

"

MLF

OMO

3 MLF

0.25

3 10

5%

3 "

"

1

1 2

4.5

2023	3	31	A	0.9214	1.5679
C		0.9134		0.9134	A
	2.18%		2.29%	C	2.08%
	2.29%				

4.6

§ 5

5.1

			%
1		222,944,702.98	90.51
		222,944,702.98	90.51
2		-	-
3		-	-

	2,302,415.84	0.95
	3,857,949.38	1.59
	9,628,835.93	3.98
	16,103,788.48	6.65
	-	-
	10,435,237.37	4.31
	1,153,440.22	0.48
	376,076.14	0.16
	9,032,716.74	3.73
	8,062,526.10	3.33
	-	-
	60,952,986.20	25.17

5.3

5.3.1

					%
1	002027		1,287,200	8,843,064.00	3.65
2	600519		4,800	8,736,000.00	3.61
3	601899		659,400	8,169,966.00	3.37
4	00700		21,300	7,193,716.69	2.97
5	000568		26,700	6,802,893.00	2.81
6	00883		656,000	6,695,976.07	2.76
7	00857		1,602,000	6,521,191.71	2.69
8	00291		104,000	5,735,686.32	2.37
9	600309		58,600	5,618,568.00	2.32
10	002493		367,000	5,552,710.00	2.29

5.4

5.5

5.6

5.7

5.8

5.9

5.11.2

5.11.3

1		116,844.64
2		812,851.81
3		-
4		-
5		197.04
6		-
7		-
8		929,893.49

5.11.4

5.11.5

5.11.6

§ 6

	- A	- C
	160,141,485.79	119,736,107.01
	138,172.05	52,155.78
:	15,842,909.85	326,338.98
" -"	-	-
	144,436,747.99	119,461,923.81

§ 7


7.1

7.2

§ 8

8.1

20%



9.2

1 3 B 42

9.3

800-810-8802

| (010)6505-0105

www.ci.cc.com