

3

2021

2021 12 31

2022 3 30

§ 1

1.1

2022 3 30

2021 1 1 2021 12 31

1.2

§ 8	45
8.1	45
8.2	45
8.3	46
8.4	47
8.5	51
8.6	52
8.7	52
8.8	52
8.9	52
8.10	52
8.11	52
8.12	53
§ 9	53
9.1	53
9.2	54
9.3	54
§ 10	54
§ 11	55
11.1	55
11.2	55
11.3	55
11.4	55
11.5	55
11.6	56
11.7	56
11.8	56
§ 12	57
12.1	20%	57
12.2	58
§ 13	58
13.1	58
13.2	58
13.3	58

§ 2

2.1

	3	
	-	
	920012	
	2020 9 17	
	56,690,950.97	
	- A	- C
	920012	920926
	20,824,238.99	35,866,711.98

" "

<

>

2.2

	300

--	--

2.3

	010-65051166	4006800000
	songlf@ci.cc.com.cn	luodandan@ci.ti.cbank.com
	010-65051166	95558
	86(10) 65059372	010-85230024
	1	10 1
	2 27 28	6-30 32-42
	1	10 1
	3 B 42	6-30 32-42
	100004	100010

2.4

	www.ci.cc.com

2.5

	(222 30
)	17

§ 3

3.1

3.1.1	2020 9 17 ()-2020 12 31	2021	2020 9 17 ()-2020 12 31	2020 9 18 ()-2020 12 31
	-	-	-	-
	A	C	A	C
	-11,790,674.96	-3,911,508.67	-1,292,954.84	-696,582.44
	-3,587,149.20	-1,584,818.82	-8,199,538.73	-4,244,934.23
	-0.0525	-0.0496	-0.0471	-0.0489

	-5.15%	-4.90%	-4.44%	-4.62%
	-3.61%	-4.11%	-4.09%	-4.35%
3.1.2	2021		2020	
	-54,703.85	-3,141,876.56	6,101,170.88	2,614,373.47
	-0.0026	-0.0876	0.0348	0.0334
	20,769,535.14	35,538,773.11	181,334,294.85	80,912,835.81
	0.9974	0.9909	1.0348	1.0334
3.1.3	2021		2020	
	-7.55%	-8.28%	-4.09%	-4.35%

3.2

3.2.1

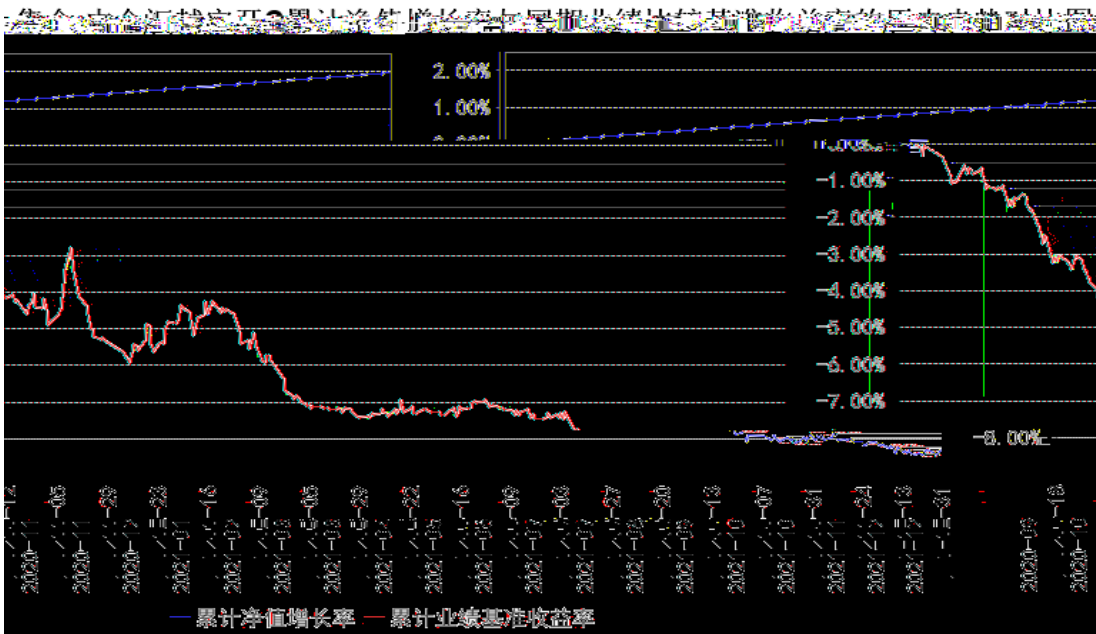

- A

	-0.30%	0.10%	0.38%	0.00%	-0.68%	0.10%
	-0.93%	0.12%	0.77%	0.00%	-1.70%	0.12%
	-3.61%	0.18%	1.53%	0.00%	-5.14%	0.18%
	-7.55%	0.19%	1.98%	0.00%	-9.53%	0.19%

- C

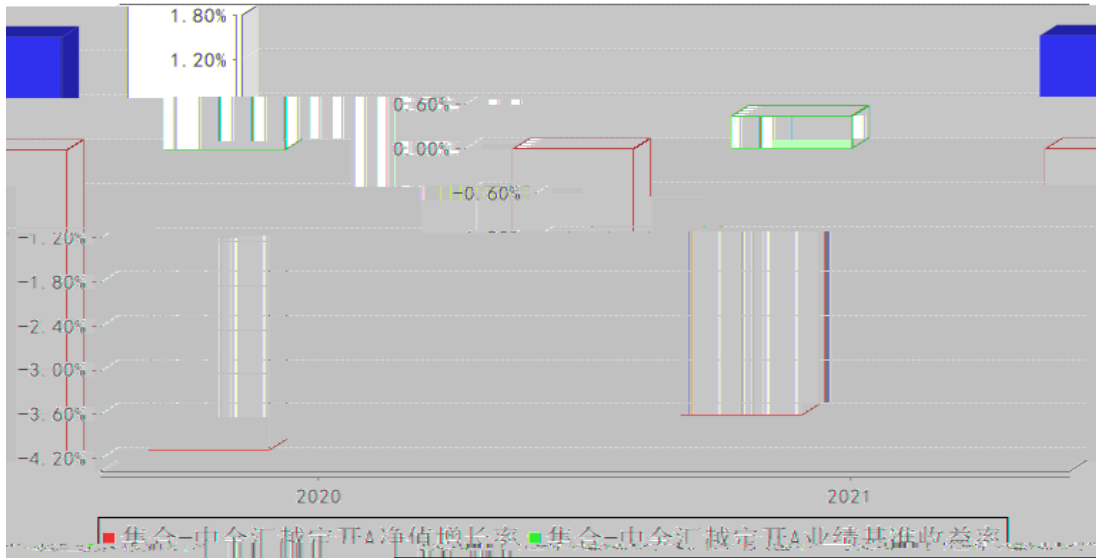
	-0.42%	0.10%	0.38%	0.00%	-0.80%	0.10%
	-1.19%	0.12%	0.77%	0.00%	-1.96%	0.12%
	-4.11%	0.18%	1.53%	0.00%	-5.64%	0.18%
	-8.28%	0.19%	1.98%	0.00%	-10.26%	0.19%

3.2.2

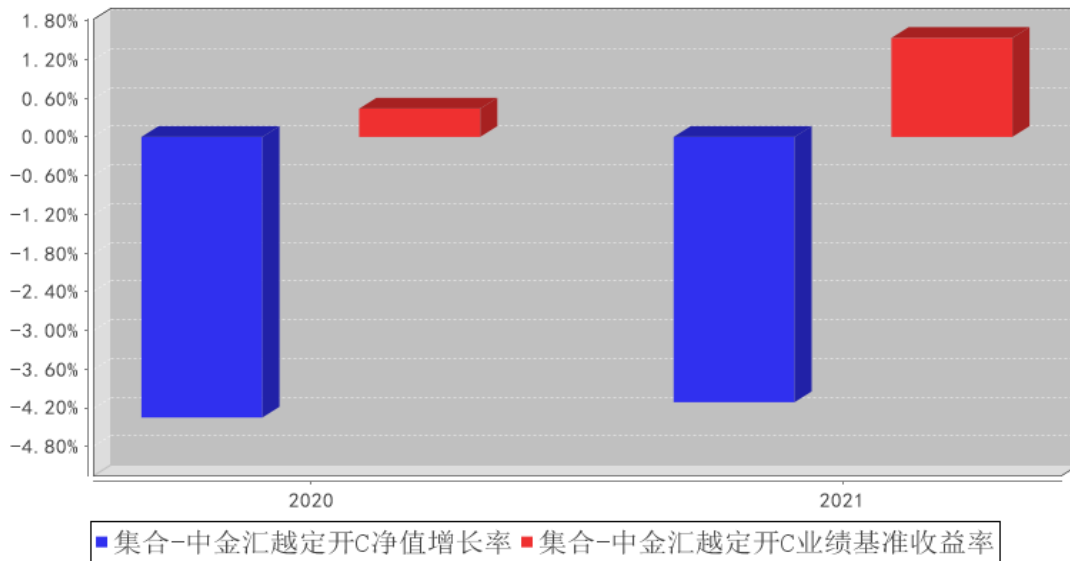


3.2.3

集合-中金汇越定开A基金每年净值增长率与同期业绩比较基准收益率的对比图



集合-中金汇越定开C基金每年净值增长率与同期业绩比较基准收益率的对比图



3.3

3.4

§ 4

4.1

4.1.1

1995 7 31

1 2 27 28
2002

/

QDI I

/

RQDI I

RQFI I

QFI I

Type4

Type9

2021 12 31

I

(3

4.2

4.3

4.3.1

4.3.2

4.3.3

5%

4.8

4.9

§ 5

5.1

3

2021

5.2

3

5.3

2020

§ 6

6.1

	() (21) P01090

6.2

	3
	3 (") 2021 12 31 2021 ()
	" "
	-
	() ()

	(1)
	(2)
	(3)
	(4)
	()
	222 30
	2022 3 29

§ 7

7.1

3

2021 12 31

		2021 12 31	2020 12 31
	7.4.7.1	1,520,258.96	1,077,959.60

35,866,711.98

7.2

3

2021 1 1 2021 12 31

		2021 1 1 2021 12 31	2020 9 17 2020 12 31
		-1,089,649.51	-9,461,934.49
1.		886,839.96	694,529.91
	7.4.7.11	203,467.32	120,584.96
		217,896.66	18.05
		-	-
		465,475.98	573,926.90
		-	-
		-	-
2.	" -"	-12,846,193.84	220,172.15
	7.4.7.12	6,739,048.91	6,332,126.40
	-	-	-
	7.4.7.13	476.80	33,783.01
	7.4.7.13.5	-	-
	7.4.7.14	-	-
	7.4.7.15	-20,126,930.99	-6,226,084.66
	7.4.7.16	541,211.44	80,347.40
3.	7.4.7.17	10,530,215.61	-10,454,935.68
	" -"		
4.	" -"	-	-
5.	" -"		
	7.4.7.18	339,488.76	78,299.13
		4,082,318.51	2,982,538.47
1	7.4.10.2.1	1,570,762.99	1,208,806.17
2	7.4.10.2.2	157,076.33	120,880.63

3

		46,069.92	4,253.53
	7.4.7.20	168,890.87	157,648.40
		-5,171,968.02	-12,444,472.96
		-	-
	" -"	-5,171,968.02	-12,444,472.96

.3

3

2021 1 1 2021 12 31

	14,296,284.98	1,127,900.33	15,424,185.31
	-	-12,444,472.96	-12,444,472.96
" -"	239,235,301.33	20,032,116.98	259,267,418.31
1.	268,656,459.87	21,417,657.42	290,074,117.29
2.	-29,421,158.54	-1,385,540.44	-30,806,698.98
" -"	-	-	-
	253,531,586.31	8,715,544.35	262,247,130.66

7.1 7.4

_____ : _____ :

7.4

7.4.1

3 (")
 1 1
 2010 8 9 [2010]1080

2010 11 15

2015 12 7 1 1

" " " 1 "

2018 11 28 <

> (2018 39)

1

2020 9 17 3

1

3

() (

) (

) (

()

()

0%-85%

0%-10%

()

5% 5%

() () () ()

7.4.2

(" ")

(" ")

XBRL 3

7.4.3

2021 12 31

2021

7.4.4

7.4.4.1

1 1 12 31

7.4.4.2

7.4.4.3

(1)

(2)

(3)

7.4.4.5

(1)

(2)

(3)

7.4.4.6

7.4.4.7

7.4.4.8

()

()

7.4.4.9 / ()

7. 4. 4. 11

(1)

3

(2)

(3)

(4)

(5)

A

C

(6)

(7)

7. 4. 4. 12

(1)

(2)

(3)

7. 4. 4. 13

()

[2017]13

(AMAC)

[2017]6

< ()>
() (" ")

(

)

[2017]13

2015 1

(

)

7.4.5

7.4.5.1

7.4.5.2

7.4.5.3

7.4.6

(2)

(3) A 0.10% ()

(4)

7.4.7

7.4.7.1

	2021	12	31	2020	12	31
			1,520,258.96			

-	-	-	-
	2,000.00	2,000.00	-
	-	-	-
	2,000.00	2,000.00	-
	-	-	-
	-	-	-
	-	-	-
	123,677,516.63	129,345,019.59	5,667,502.96

7.4.7.3

/

	2021 12 31		
	/		
	-	-	--
	-	-	--
	-29,037,420.00	-	--
	-29,037,420.00	-	--
	-	-	--
	-29,037,420.00	-	--
	2020 12 31		
	/		
	-	-	--
	-	-	--
	-112,004,944.66	-	--
	-112,004,944.66	-	--
	-	-	--
	-112,004,944.66	-	--

1

0

	6.82	85.25
	263,075.66	-24,065.44

7.4.7.6

7.4.7.7

	2021 12 31	2020 12 31
	3,330.39	296,991.82
	-	-
	3,330.39	296,991.82

7.4.7.8

	2021 12 31	2020 12 31
	-	-
	-	-
	-	-
	160,000.00	160,000.00
	606,938.60	606,938.60
	3,212,417.10	-
	3,979,355.70	766,938.60

1

3,197,907.20

7.4.7.9

- A

	2021 1 1	2021 12 31
	175,233,123.97	175,233,123.97
	7,658,243.88	7,658,243.88
" -"	-162,067,128.86	-162,067,128.86
- /	-	-
/	-	-
	-	-
" -"	-	-
	20,824,238.99	20,824,238.99

- C

	2021 1 1		2021 12 31	
	78,298,462.34		78,298,462.34	
	43,321,721.83		43,321,721.83	
" -"	-85,753,472.19		-85,753,472.19	
- /		-		-
/		-		-
		-		-
" -"		-		-
	35,866,711.98		35,866,711.98	

7.4.7.10

- A

	105,612,511.33	-99,511,340.45	6,101,170.88
	-11,790,674.96	8,203,525.76	-3,587,149.20
	-84,495,625.68	81,926,900.15	-2,568,725.53
	4,536,089.47	-4,342,146.19	193,943.28
	-89,031,715.15	86,269,046.34	-2,762,668.81
	-	-	-
	9,326,210.69	-9,380,914.54	-54,703.85

- C

	5,636,868.08	-3,022,494.61	2,614,373.47
	-3,911,508.67	2,326,689.85	-1,584,818.82
	-4,867,235.97	3,509,742.45	-1,357,493.52
	-3,016,052.31	2,999,458.48	-16,593.83
	-1,851,183.66	510,283.97	-1,340,899.69
	-	-	-
	-3,141,876.56	2,813,937.69	-327,938.87

7.4.7.11

	2021 1 1	2021 12 31	2020 9 17	2020 12 31
		55,877.53		60,534.88
		-		-
		-		-
		144,764.87		59,635.26
		2,824.92		414.82
		203,467.32		120,584.96

7.4.7.12

7.4.7.12.1

	2021 1 1	2021 12 31	2020 9 17	2020 12 31
		1,367,566,720.00		919,599,068.52
		1,360,827,671.09		913,266,942.12
		6,739,048.91		6,332,126.40

7.4.7.13

7.4.7.13.1

	2021 1 1	2021 12 31	2020 9 17	2020 12 31
		9,994,541.71		134,101.70
		9,975,960.00		100,300.00
		18,104.91		18.69
		476.80		33,783.01

	16,661,815.34	-16,200,415.34
3.	-	-
	-	-
	10,530,215.61	-10,454,935.68

7.4.7.18

	2021 1 1 31	2021 12	2020 9 17 2020 12 31
		262,672.82	78,299.13
		76,815.94	-
		339,488.76	78,299.13

7.4.7.19

	2021 1 1 31	2021 12	2020 9 17 2020 12 31
		1,949,143.88	



7.4.9

7.4.10

7.4.10.1

7.4.10.1.1

	2021 1 1	2021 12 31	2020 9 17	2020 12 31
			%	
	2,633,847,055.77	100.00	1,952,793,879.62	100.00

7.4.10.1.2

	2021 1 1	2021 12 31	2020 9 17	2020 12 31
			%	
	2,917.60	100.00	134,083.01	100.00

7.4.10.1.3

	2021 1 1	2021 12 31	2020 9 17	2020 12 31
			%	
	4,567,300,000.00	100.00	5,826,500,000.00	100.00

7. 4. 10. 1. 4

7. 4. 10. 1. 5

	2021 1 1		2021 12 31	
		%		%
	400,411.87	100.00	3,330.39	100.00
	2020 9 17		2020 12 31	
		%		%
	325,468.06	100.00	296,991.82	100.00

7. 4. 10. 2

7. 4. 10. 2. 1

	2021 1 1		2021 12 31		2020 9 17		2020 12 31	
			1,570,762.99		1,208,806.17			
			504,171.06		459,553.63			

× 1.5%/

7. 4. 10. 2. 2

	2021 1 1		2021 12 31		2020 9 17		2020 12 31	
			157,076.33		120,880.63			

0.15%

× 0.15%/

7.4.10.2.3

	2021 1 1			2021 12 31		
	-	A	-	C		
	0.00		98,287.10		98,287.10	
	0.00		67,468.95		67,468.95	
	0.00		165,756.05		165,756.05	
	2020 9 17			2020 12 31		
	-	A	-	C		
	0.00		120,425.59		120,425.59	
	-		12,761.07		12,761.07	
	0.00		133,186.66		133,186.66	

C

0.50%

A

C

× 0.50%/

7.4.10.3

()

7.4.10.4

7.4.10.4.1

7. 4. 10. 4. 2

7. 4. 10. 5

7. 4. 10. 5. 1



7. 4. 10. 5. 2

7. 4. 10. 6

	2021 1 1	2021 12 31	2020 9 17	2020 12 31
		1,520,258.96	55,877.53	1,077,959.60

7. 4. 10. 7

7. 4. 10. 8

7. 4. 11

7. 4. 12 (2021 12 31)

7. 4. 12. 1 /

7. 4. 12. 2

7. 4. 12. 3

7. 4. 12. 3. 1

7. 4. 12. 3. 2

7. 4. 12. 4

7. 4. 13

7. 4. 13. 1

7. 4. 13. 2

7. 4. 13. 2. 1

7. 4. 13. 2. 2

7. 4. 13. 2. 3

7. 4. 13. 2. 4

	19,994,000.00	2,000.00
--	---------------	----------

7.4.13.2.5

7.4.13.2.6

7.4.13.3

(1)

(2)

7.4.13.3.1

7. 4. 13. 4

7. 4. 13. 4. 1

7. 4. 13. 4. 1. 1

2021	12	31	1	1-5	5		
			1,520,258.96	-	-	-	1,520,258.96
			1,780,519.70	-	-	-	1,780,519.70
			3,442,983.12	-	-	-	3,442,983.12
			-	19,994,000.00	-	28,682,839.53	48,676,839.53
			4,700,080.42	-	-	-	4,700,080.42
			-	-	-	263,075.66	263,075.66
			11,443,842.20	19,994,000.00	-	28,945,915.19	60,383,757.39
			-	-	-	71,070.48	71,070.48
			-	-	-	7,107.05	7,107.05
			-	-	-	14,585.52	14,585.52
			-	-	-	3,330.39	3,330.39
			-	-	-	3,979,355.70	3,979,355.70
			-	-	-	4,075,449.14	4,075,449.14
			11,443,842.20	19,994,000.00	-	24,870,466.05	56,308,308.25
2020	12	31	1	1-5	5		
			1,077,959.60	-	-	-	1,077,959.60
			16,536,463.52	-	-	-	16,536,463.52
			18,120,902.78	-	-	-	18,120,902.78
			-	-	2,000.00	129,343,019.59	129,345,019.59
			98,701,169.61	-	-	-	98,701,169.61
			-	-	-	-24,065.44	-24,065.44

	134,436,495.51	-	2,000.00	129,318,954.15	263,757,449.66
	-	-	-	339,754.33	339,754.33
	-	-	-	33,975.45	33,975.45
	-	-	-	37,177.81	37,177.81
	-	-	-	35,480.99	35,480.99
	-	-	-	296,991.82	296,991.82
	-	-	-	766,938.60	766,938.60
	-	-	-	1,510,319.00	1,510,319.00
	134,436,495.51	-	2,000.00	127,808,635.15	262,247,130.66

7.4.13.4.1.2

7.4.13.4.2

7.4.13.4.3

7.4.13.4.3.1

	2021 12 31		2020 12 31	
		%		%
	28,682,839.53	50.94	129,343,019.59	49.32
	-	-	-	-
	-	-	2,000.00	-
	-	-	-	-
	-	-	-	-
	-	-	-	-
	28,682,839.53	50.94	129,345,019.59	49.32

7. 4. 13. 4. 3. 2

		2021 12 31	2020 12 31
	5%	1,434,141.98	6,467,250.98
	5%	-1,434,141.98	-6,467,250.98

7. 4. 14

(1)

(a)

(b)

(i)

2021 12 31

2021 12 31

28,682,839.53

19,994,000.00

2020 12 31

129,258,629.62

86,389.97

(ii)

(

)

(c)

2021 12 31

(d)

(2)

§ 8

8.1

			%
1		28,682,839.53	47.50
		28,682,839.53	47.50
2		-	-
3		19,994,000.00	33.11
		19,994,000.00	33.11
		-	-
4		-	-
5		-	-
6		4,700,080.42	7.78
		-	-
7		3,300,778.66	5.47
8		3,706,058.78	6.14
9		60,383,757.39	100.00

8.2

8.2.1

			%
A		-	-
B		1,327,369.00	2.36
C		14,135,505.48	25.10
D		976,100.00	1.73
E		389,500.00	0.69
F		-	-
G		435,477.00	0.77
H		-	-

22	600048		27,400	428,262.00	0.76
23	601668		77,900	389,500.00	0.69
24	601288		132,000	388,080.00	0.69
25	600745		2,900	374,970.00	0.67
26	600000		43,900	374,467.00	0.67
27	600585		9,100	366,730.00	0.65
28	600104		17,300	356,899.00	0.63
29	603986		2,000	351,700.00	0.62
30	601601		12,900	349,848.00	0.62
31	601688		19,300	342,768.00	0.61
32	600893		5,100	323,646.00	0.57
33	601211		16,900	302,341.00	0.54
34	600570		4,500	279,675.00	0.50
35	601088		12,300	276,996.00	0.49
36	600050		69,400	272,742.00	0.48
37	601633		4,700	228,138.00	0.41
38	600196		4,600	225,124.00	0.40
39	600588		6,100	218,868.00	0.39
40	600028		49,700	210,231.00	0.37
41	601628		6,200	186,558.00	0.33
42	601857		36,400	178,724.00	0.32
43	601138		14,900	177,608.00	0.32
44	601066		4,900	143,325.00	0.25
45	600547		6,900	129,858.00	0.23
46	601336		3,200	124,416.00	0.22
47	601728		17,500	75,775.00	0.13

8.4

8.4.1

2% 20

				(%)
1	600519		28,232,153.00	10.77
2	300059		24,052,291.62	9.17
3	601318		21,796,758.00	8.31
4	600276		20,092,269.69	7.66
5	601888		19,945,937.00	7.61
6	601012		18,544,641.00	7.07
7	000333		16,080,398.88	6.13
8	600309		15,311,793.59	5.84
9	601166		14,795,826.00	5.64
10	600585		14,553,184.60	5.55
11	000002		14,409,124.00	5.49

54	603658		6,774,370.00	2.58
55	600132		6,753,358.00	2.58
56	002230		6,720,015.00	2.56
57	600584		6,571,285.00	2.51
58	600699		6,492,345.91	2.48
59	002812		6,164,667.00	2.35
60	600801		6,132,712.00	2.34
61	002236		6,129,601.00	2.34
62	000568		5,990,692.72	2.28
63	603986		5,973,381.00	2.28
64	600754		5,902,648.00	2.25
65	600009		5,840,378.00	2.23
66	300015		5,682,428.00	2.17
67	002463		5,597,629.89	2.13
68	600104		5,588,970.00	2.13
69	600426		5,581,243.40	2.13
70	002008		5,555,855.15	2.12
71	600809		5,534,287.00	2.11
72	601211		5,525,225.00	2.11
73	300433		5,497,905.00	2.10
74	002202		5,487,245.00	2.09
75	000401		5,320,302.22	2.03
76	300463		5,317,827.00	2.03
77	601865		5,277,084.00	2.01
78	000860		5,245,079.00	2.00

" "

8.4.2

2% 20

				(%)
1	600519		30,264,293.44	11.54
2	601318		26,682,790.88	10.17
3	300059		26,625,328.76	10.15
4	600276		22,916,847.40	8.74
5	000333		20,701,797.81	7.89
6	601888		18,943,811.67	7.22
7	601012		18,095,021.98	6.90
8	601166		17,335,878.55	6.61
9	000651		16,657,298.00	6.35
10	000002		16,538,797.00	6.31
11	600887		15,906,414.42	6.07
12	002714		15,794,987.39	6.02

13	600309		15,453,318.34	5.89
14	600585		14,749,745.00	5.62
15	600036		14,715,471.00	5.61
16	300124		14,316,781.80	5.46
17	600031		13,673,053.00	5.21
18	000858		13,601,774.20	5.19

		-	-
4		-	-
5		-	-
6		-	-
7		-	-

8.12

8.12.1

8.12.2

8.12.3

1		3,442,983.12
2		-
3		-
4		263,075.66
5		-
6		-
7		-
8		-
9		3,706,058.78

8.12.4

8.12.5

8.12.6

§ 9

9.1

				%		%
-	239	87,130.71	7,773,033.25	37.33	13,051,205.74	62.67

A						
-	130	275,897.78	33,243,752.90	92.69	2,622,959.08	7.31
C						
	366	154,893.31	41,016,786.15	72.35	15,674,164.82	27.65

9.2

			%
-	A	515,448.03	2.4800
-	C	2,013.85	0.0100
		517,461.88	0.9100

9.3

-	A	0
-	C	0
		0
-	A	50~100
-	C	0
		50~100

§ 10

-	A	-	C
---	---	---	---

2020 9 17	14,296,284.98	-
	175,233,123.97	78,298,462.34
	7,658,243.88	43,321,721.83
	162,067,128.86	85,753,472.19
" -"	-	-
	20,824,238.99	35,866,711.98

§ 11

11.1

[Empty dashed box]

11.2

2021 4 ,
2021 12

11.3

[Empty dashed box]

11.4

11.6

/

"

"

"

"

185.8

2			2021 3 3
3			2021 4 13
4	3		2021 5 28
5			2021 8 2
6	3		2021 8 30
7			2021 10 26
8			2021 10 26
9	3		2021 11 29
10			2021 12 30

§ 12

12.1

20%

--	--	--

		20%					%
	1	20210908-202 11231	0.00	16,621,876.45	0.00	16,621,876.45	29.32
	2	20210908-202 11231	0.00	16,621,876.45	0.00	16,621,876.45	29.32
20%							

12.2

--

§ 13

13.1

1

3

3

3

13.2

1 3 B 42

13.3

800-810-8802

| (010)6505-0105

www.ci.cc.com

2022 3 30