

2023

2023 12 31

2024 3 30

§ 1

1.1

2024 3 28

2023 1 1      2023 12 31

---

<b>1.2</b>	
<b>§ 1</b>	<b>2</b>
1.1	2
1.2	3
<b>§ 2</b>	<b>5</b>
2.1	5
2.2	5
2.3	6
2.4	6
2.5	6
<b>§ 3</b>	<b>6</b>
3.1	6
3.2	8
3.3	10
<b>§ 4</b>	<b>10</b>
4.1	10
4.2	12
4.3	12
4.4	13
4.5	13
4.6	13
4.7	14
4.8	14
4.9	14
<b>§ 5</b>	<b>14</b>
5.1	14
5.2	15
5.3	15
<b>§ 6</b>	<b>15</b>
6.1	15
6.2	15
<b>§ 7</b>	<b>17</b>
7.1	17
7.2	18
7.3	20
7.4	21
<b>§ 8</b>	<b>47</b>
8.1	47
8.2	48

---

8.3	.....	48
8.4	.....	49
8.5	.....	51
8.6	.....	51
8.7	.....	51
8.8	.....	51
8.9	.....	51
8.10	.....	51
8.11	.....	51
8.12	.....	52
<b>§ 9</b>	.....	<b>52</b>
9.1	.....	52
9.2	.....	53
9.3	.....	53
<b>§ 10</b>	.....	<b>53</b>
<b>§ 11</b>	.....	<b>Wn92. 6. Tf1. 590. 000008871 0 595. 32 841</b>

§ 2

2.1

	-	
	920002	
	2020 8 4	
	180,862,077.60	
	2024 12 31	2024 12 31
	A	C
	920002	920922
	173,432,398.69	7,429,678.91

" "

>

<

2.2


\*5%+                      300                      \*90%+

\*5%                      \*5%

300

--	--

2.3

	010-65051166	010-66596688
	songl f@ci cc. com. cn	fxj d_hq@bank-of-chi na. com
	010-65051166	95566
	86(10) 65059372	010-66594942
	2 27 28 1	1
	3 B 42 1	1
	100004	100818

2.4

	www. ci cc. com

2.5

--	--	--

) ( 222

	-0.2130	-0.2742	-0.2336	-0.2527	-0.1771	-0.1857
	-11.99%	-15.74%	-12.76%	-13.95%	-8.16%	-8.58%

-11.38%      -11.82%      -11.00%      -11.44%

---

--	--	--	--


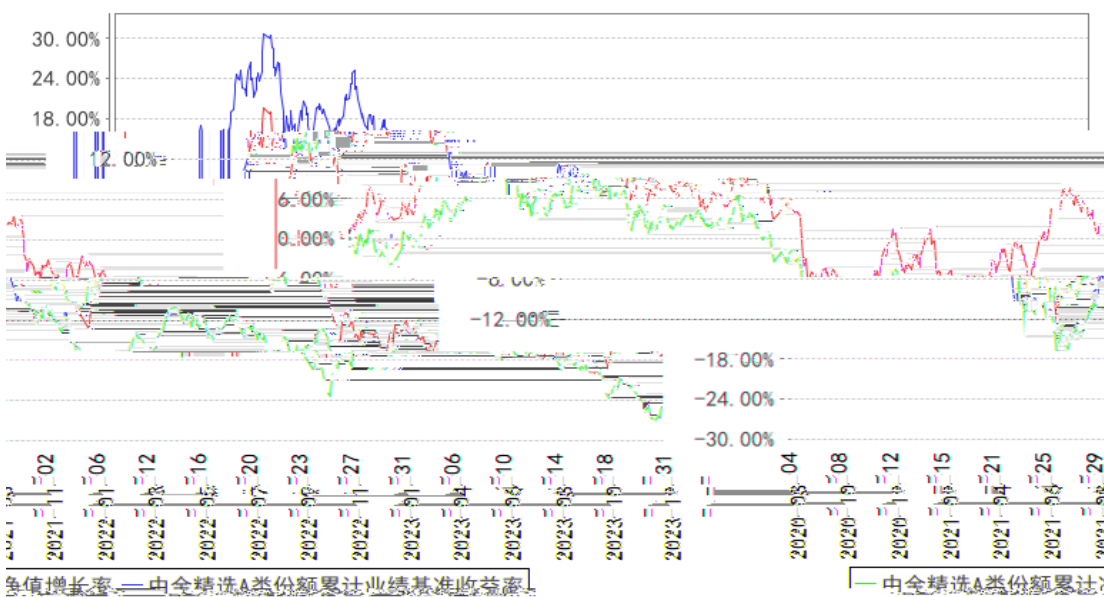
-13.93%



	-10.64%	0.95%	-9.54%	0.77%	-1.10%	0.18%
	-11.82%	0.95%	-9.98%	0.76%	-1.84%	0.19%
	-28.74%	1.11%	-30.54%	1.00%	1.80%	0.11%
	-17.27%	1.10%	-24.06%	1.00%	6.79%	0.10%

3.2.2

中金精选A类份额累计净值增长率与同期业绩比较基准收益率的历史走势对比图



3.2.3

3.3

§ 4

4.1

4.1.1

601995.SH 3908.HK 1995



(5)

4.2

4.3

4.3.1

4.3.2

4.3.3

5%

#### 4.4

##### 4.4.1

1

2

3

4

##### 4.4.2

2023	12	31	A	1.6269	4.8804
C			1.5995	1.5995	A
		-11.38%		-9.98%	C
-11.82%			-9.98%		

#### 4.5

24 1

#### 4.6

1

2

3

4

5

6

4.7

4.8

4.9

§ 5

5.1

" "

" "

5.2

5.3

"

" "

" "

"

§ 6

6.1

	( ) (24) P00244

6.2

	2023 12 31 2023 ( " )
	2023 12 31 2023
	" "
	( " " )

	2023
	( )
	(1)  (2)  (3)  (4)



	(5)	( )
		( )
		222 30
	3 28	

§ 7

7.1

2023 12 31

		2023 12 31	2022 12 31
	7.4.7.1	29,982,734.95	32,625,942.90



		-	-
		-	-
		-	1,463.00
		-	-
	7.4.7.8	-	-
		304,455,650.90	343,043,208.03
		<b>2023 12 31</b>	<b>2022 12 31</b>
		-	-
		-	-
	7.4.7.3	-	-
		-	-
		873,977.53	-
		158.18	316,271.92
		295,692.74	424,216.27
		49,282.14	56,562.16
		4,974.86	4,903.59
		-	-
		-	-
		-	-
		-	-
	7.4.7.9	9,193,784.57	9,309,974.28
		10,417,870.02	10,111,928.22
	7.4.7.10	76,572,182.29	76,144,421.29
	7.4.7.12	217,465,598.59	256,786,858.52
		294,037,780.88	332,931,279.81
		304,455,650.90	343,043,208.03

	7. 4. 7. 13	150, 815. 71	181, 751. 47
		-	-
		-	-
		-	-
		-	-
2.		12, 890, 958. 94	-2, 419, 812. 50
" -"			
	7. 4. 7. 14	9, 958, 928. 23	-8, 410, 329. 79
		-	-
	7. 4. 7. 15	-	-
	7. 4. 7. 16	-	-
	7. 4. 7. 17	-	-
	7. 4. 7. 18	-	-
	7. 4. 7. 19	2, 932, 030. 71	5, 990, 517. 29
		-	-
3.			
" -"	7. 4. 7. 20	-46, 631, 104. 36	-35, 580, 871. 88
4.		-	-
" -"			
5.	7. 4. 7. 21	52, 237. 70	19, 239. 62
" -"			
		5, 735, 110. 46	6, 074, 202. 06
1	7. 4. 10. 2. 1	4, 776, 490. 79	5, 144, 243. 92
		-	-
2	7. 4. 10. 2. 2	648, 674. 62	685, 899. 17
3	7. 4. 10. 2. 3	58, 348. 78	62, 078. 09
4		-	-
5		-	-
		-	-
6	7. 4. 7. 22	-	-
7		97, 316. 91	16, 780. 78
8	7. 4. 7. 23	154, 279. 36	165, 200. 10
		-39, 272, 202. 47	-43, 873, 895. 35
" -"			
		-	-
" -"		-39, 272, 202. 47	-43, 873, 895. 35
		-	-

		-39,272,202.47	-43,873,895.35
--	--	----------------	----------------

## 7.3

2023 1 1 2023 12 31

	2023 1 1 2023 12 31			
	76,144,421.29	-	256,786,858.52	332,931,279.81
	76,144,421.29	-	256,786,858.52	332,931,279.81
" -"	427,761.00	-	-39,321,259.93	-38,893,498.93
	-	-	-39,272,202.47	-39,272,202.47
	427,761.00	-	-49,057.46	378,703.54
" -"				
1.	11,585,519.81	-	24,909,597.43	36,495,117.24
2.	-11,157,758.81	-	-24,958,654.89	-36,116,413.70
	-	-	-	-
" -"				
	76,572,182.29	-	217,465,598.59	294,037,780.88
	2022 1 1 2022 12 31			
	81,747,469.38	-	317,331,863.86	399,079,333.24
	81,747,469.38	-	317,331,863.86	399,079,333.24
" -"	-5,603,048.09	-	-60,545,005.34	-66,148,053.43

	-	-	-43,873,895.35	-43,873,895.35
" - "	-5,603,048.09	-	-16,671,109.99	-22,274,158.08
1.	4,701,701.18	-	7,746,760.47	12,448,461.65
2.	-10,304,749.27	-	-24,417,870.46	-34,722,619.73
" - "	-	-	-	-
	76,144,421.29	-	256,786,858.52	332,931,279.81

7.1 7.4

\_\_\_\_\_

\_\_\_\_\_

\_\_\_\_\_

7.4

7.4.1

( " " )



7.4.4

7.4.4.1

1 1 12 31

7.4.4.2

7.4.4.3

(1)

"

"

"

"

(2)

7.4.4.4

12

12



(1)

(2)

7.4.4.9 / ( )

7. 4. 4. 11

7. 4. 4. 12

7. 4. 4. 13

7. 4. 4. 14

(1)

( )> ( [2017]6 )

<

(2)

)

[2017]13 )

(AMAC)

(

[2013]13 )

(

(

(3)

[2022]566

<

>

( )

7.4.5

7.4.5.1

7.4.5.2

7.4.5.3

7.4.6

(1) 2017 6 30

2018 1 1

3%

2018 1

1 ( )

(2)

(3) A 0.10% ( )

[2023]39

2023 8

28 0.05% ( )

(4)

7.4.7

7.4.7.1

	2023 12 31	2022 12 31
	29,982,734.95	32,625,942.90

	29,979,526.00	32,622,432.62
	3,208.95	3,510.28
	-	-
	-	-
	-	-
	-	-
	-	-
1	-	-
1-3	-	-
3	-	-
	-	-
	-	-
	-	-
	-	-
	29,982,734.95	32,625,942.90

7.4.7.2

		2023 12 31			
		316,822,823.68	-	274,316,433.38	-42,506,390.30
-		-	-	-	-
		-	-	-	-
		-	-	-	-
		-	-	-	-
		-	-	-	-
		-	-	-	-
		-	-	-	-
		316,822,823.68	-	274,316,433.38	-42,506,390.30
		2022 12 31			
		305,759,774.83	-	309,884,488.89	4,124,714.06
-		-	-	-	-
		-	-	-	-
		-	-	-	-

		-	-	-	-
		-	-	-	-
		-	-	-	-
		-	-	-	-
		305,759,774.83	-	309,884,488.89	4,124,714.06

7.4.7.3 /

7.4.7.3.1 /

7.4.7.3.2

7.4.7.3.3

7.4.7.4

7.4.7.4.1

7.4.7.4.2

7.4.7.4.3

--

7.4.7.5

7.4.7.5.1

7.4.7.5.2

7.4.7.6

7.4.7.6.1

7.4.7.6.2

7.4.7.7

7.4.7.7.1

7.4.7.7.2

7.4.7.8

7.4.7.9

	2023	12	31	2022	12	31
			-			-
			-			-
			-			-

	2023 1 1	2023 12 31
	6,345,783.44	6,345,783.44
	6,350,812.15	6,350,812.15
" -"	-5,266,916.68	-5,266,916.68
/	-	-
/	-	-
	-	-
" -"	-	-
	7,429,678.91	7,429,678.91

7.4.7.11

7.4.7.12

A

	309,985,481.15	-58,363,922.42	251,621,558.73
	309,985,481.15	-58,363,922.42	251,621,558.73
	7,167,337.12	-44,601,599.24	-37,434,262.12
	-2,800,110.96	1,624,391.56	-1,175,719.40
	24,429,814.23	-4,797,424.84	19,632,389.39
	-27,229,925.19	6,421,816.40	-20,808,108.79
	-	-	-
	314,352,707.31	-101,341,130.10	213,011,577.21

C

	7,747,394.40	-2,582,094.61	5,165,299.79
	7,747,394.40	-2,582,094.61	5,165,299.79
	191,564.77	-2,029,505.12	-1,837,940.35
	1,376,373.40	-249,711.46	1,126,661.94
	8,329,200.17	-3,051,992.13	5,277,208.04
	-6,952,826.77	2,802,280.67	-4,150,546.10
	-	-	-
	9,315,332.57	-4,861,311.19	4,454,021.38

7.4.7.13

	2023 1 1	2023 12 31	2022 1 1	2022 12 31



	145,220.10	176,492.29
	-	-
	-	-
	4,704.97	4,752.62
	890.64	506.56
	150,815.71	181,751.47

7.4.7.14

7.4.7.14.1

	2023 1 1 2023 12 31	2022 1 1 2022 12 31
---	9,958,928.23	-8,410,329.79
---	-	-
---	-	-
---	-	-
	9,958,928.23	-8,410,329.79

7.4.7.14.2

---

	2023 1 1 2023 12 31	2022 1 1 2022 12 31
	408,477,755.67	478,895,822.30
	397,377,940.25	485,876,544.47
	1,140,887.19	1,429,607.62
	9,958,928.23	-8,410,329.79

7.4.7.14.3

---

7. 4. 7. 15

7. 4. 7. 15. 1

7. 4. 7. 15. 2            ---

7. 4. 7. 15. 3            ---

7. 4. 7. 15. 4            ---

7. 4. 7. 16

7. 4. 7. 16. 1

7. 4. 7. 16. 2            ---

7. 4. 7. 16. 3            ---

7. 4. 7. 16. 4            ---

7. 4. 7. 17

7. 4. 7. 17. 1

7. 4. 7. 17. 2            ---

7. 4. 7. 17. 3            ---

7. 4. 7. 17. 4            ---

7. 4. 7. 18

7. 4. 7. 18. 1            ---


7.4.7.18.2                    — —

7.4.7.19

	2023	1	1	2023	12	2022	1	1	2022	12
					31					31
					2,932,030.71					5,990,517.29

7. 4. 7. 22

7. 4. 7. 23



7. 4. 10. 1. 2

7. 4. 10. 1. 3

7. 4. 10. 1. 4

7. 4. 10. 1. 5

	2023 1 1 2023 12 31			
		%		%
	707,084.19	100.00	105,551.09	100.00
	2022 1 1 2022 12 31			
		%		%
	870,349.24	100.00	211,740.80	100.00

7. 4. 10. 2

7. 4. 10. 2. 1

	2023 1 1 2023 12 31	2022 1 1 2022 12 31
	4,776,490.79	5,144,243.92
	2,234,064.65	2,412,818.74
	2,542,426.14	2,731,425.18

1 1 2023 11 24 1.50% 2023 11 25 2023 12 31 2023 1.20%

7.4.10.2.2

	2023	1	1	2023	2022	1	1	2022
		12	31			12	31	
	648,674.62				685,899.17			

0.20%

× 0.20%/

7.4.10.2.3

	2023			2023		
	1	1		12	31	
	A		C			
	0.00		4,655.04		4,655.04	
	0.00		16,450.43		16,450.43	

7. 4. 10. 4

7. 4. 10. 4. 1

7. 4. 10. 4. 2

7. 4. 10. 5

7. 4. 10. 5. 1

		2023	1	1	2023	2023	1	1	2023	12
			12	31				31		
		A				C				
8	4	2020				0.00	0.00			
						0.00	0.00			
		/				0.00	1,734,351.15			
						0.00	0.00			
		/				0.00	0.00			
						0.00	1,734,351.15			
						0.0000%	23.3436%			
		2022	1	1	2022	2022	1	1	2022	12
			12	31				31		
		A				C				
8	4	2020				0.00	0.00			
						0.00	0.00			
		/				0.00	0.00			
						0.00	0.00			

/	0.00	0.00
	0.00	0.00
	0.0000%	0.0000%

7.4.10.5.2

7.4.10.6

	2023 1 1 2023 12 31		2022 1 1 2022 12 31	
	29,982,734.95	145,220.10	32,625,942.90	176,492.29

7.4.10.7

7.4.10.8

7.4.11

7.4.12 2023 12 31

7.4.12.1 /

/

7.4.12.2

7.4.12.3

7.4.12.3.1

7.4.12.3.2

7.4.12.4



7. 4. 13

7. 4. 13. 1

7. 4. 13. 2. 5

7. 4. 13. 2. 6

7. 4. 13. 3

7. 4. 13. 4

7. 4. 13. 4. 1

7. 4. 13. 4. 1. 1

2023 12 31	1	1-5	5		
	29,979,526.00	-	-	3,208.95	29,982,734.95
	122,822.10	-	-	60.83	122,882.93
	33,583.03	-	-	16.61	33,599.64
	-	-	-	-274,316,433.38	274,316,433.38
	30,135,931.13	-	-	-274,319,719.77	304,455,650.90
	-	-	-	158.18	158.18
	-	-	-	295,692.74	295,692.74
	-	-	-	49,282.14	49,282.14
	-	-	-	873,977.53	873,977.53
	-	-	-	4,974.86	4,974.86
	-	-	-	9,193,784.57	9,193,784.57
	-	-	-	10,417,870.02	10,417,870.02
	30,135,931.13	-	-	-263,901,849.75	294,037,780.88
2022 12 31	1	1-5	5		
	32,622,432.62	-	-	3,510.28	32,625,942.90
	459,520.86	-	-	227.48	459,748.34
	71,529.59	-	-	35.31	71,564.90
	-	-	-	-309,884,488.89	309,884,488.89
	-	-	-	1,463.00	1,463.00
	33,153,483.07	-	-	-309,889,724.96	343,043,208.03

	-	-	-	316,271.92	316,271.92
	-	-	-	424,216.27	424,216.27
	-	-	-	56,562.16	56,562.16
	-	-	-	4,903.59	4,903.59
	-	-	-	9,309,974.28	9,309,974.28
	-	-	-	10,111,928.22	10,111,928.22
	33,153,483.07	-	-	-299,777,796.74	332,931,279.81

7.4.13.4.1.2

7.4.13.4.2

7.4.13.4.3

7.4.13.4.3.1

	2023 12 31		2022 12 31	
		%		%
	274,316,433.38	93.29	309,884,488.89	93.08
	-	-	-	-
	-	-	-	-
	-	-	-	-

	-	-	-	-
	274,316,433.38	93.29	309,884,488.89	93.08

7.4.13.4.3.2

	1.	5%		
	2.			
		2023	12	31
				2022 12 31
	5%	13,715,821.67		15,494,224.44
	5%	-13,715,821.67		-15,494,224.44

7.4.14

7.4.14.1

(1)
(2)
(3)

7.4.14.2

7.4.14.2.1

	2023	12	31	2022	12	31
	274,316,433.38			309,884,488.89		
	-			-		
	-			-		
	274,316,433.38			309,884,488.89		



	-	-10,852.39	-10,852.39
	-	-	-
	-	-	-
	-	-	-

7.4.14.2.3.2

7.4.14.3

--

7.4.14.4

--

7.4.15

## § 8

8.1

			%
1		274,316,433.38	90.10
		274,316,433.38	90.10
2		-	-
3		-	-
		-	-
		-	-
4		-	-
5		-	-
6		-	-
		-	-
7		30,105,617.88	9.89
8		33,599.64	0.01
9		304,455,650.90	100.00

## 8.2

## 8.2.1

			%
A		17,691,464.60	6.02
B		-	-
C		219,206,947.22	74.55
D		-	-
E		-	-
F		9,469,464.00	3.22
G		15,438,972.96	5.25
H		-	-
I		4,925,842.60	1.68
J		-	-
K		-	-
L		7,583,742.00	2.58
M		-	-
N		-	-
O		-	-
P		-	-
Q		-	-
R		-	-
S		-	-
		274,316,433.38	93.29

## 8.2.2

## 8.3

					%
1	002937		775,200	20,201,712.00	6.87
2	000100	TCL	3,820,000	16,426,000.00	5.59
3	600026		1,261,354	15,438,972.96	5.25
4	300498		533,160	10,695,189.60	3.64
5	000963		228,400	9,469,464.00	3.22
6	300757		115,200	9,376,128.00	3.19
7	301035		126,900	8,883,000.00	3.02



8	301280		211,429	8,685,503.32	2.95
9	300633		177,100	8,376,830.00	2.85
10	002709		331,000	8,301,480.00	2.82
11	603658		143,200	8,163,832.00	2.78
12	603225		566,496	8,044,243.20	2.74
13	002840		376,000	7,817,040.00	2.66
14	600138		714,100	7,583,742.00	2.58
15	300415		409,000	7,210,670.00	2.45
16	300750		43,200	7,052,832.00	2.40
17	603966		855,840	7,000,771.20	2.38
18	600975		669,500	6,996,275.00	2.38
19	603855		346,400	6,914,144.00	2.35
20	300986		519,820	6,617,308.60	2.25
21	300430		460,980	6,587,404.20	2.24
22	300684		294,700	6,333,103.00	2.15
23	003006		408,000	6,185,280.00	2.10
24	603606		142,000	6,070,500.00	2.06
25	688299		417,972	5,830,709.40	1.98
26	002036		567,300	5,792,133.00	1.97
27	002557		163,500	5,693,070.00	1.94
28	688232		136,073	4,925,842.60	1.68
29	605166		472,200	4,684,224.00	1.59
30	300014		100,500	4,241,100.00	1.44
31	603876		334,080	4,186,022.40	1.42
32	002612		198,000	3,807,540.00	1.29
33	301093		104,300	3,368,890.00	1.15
34	301129		121,460	3,234,479.80	1.10
35	603338		57,900	2,962,743.00	1.01
36	002180		129,500	2,930,585.00	1.00
37	600882		151,200	2,429,784.00	0.83
38	002812		42,300	2,403,486.00	0.82
39	300994		123,960	1,822,212.00	0.62
40	605208		118,690	1,127,555.00	0.38
41	688002		10,055	444,632.10	0.15

## 8.4

## 8.4.1

2% 20

				(%)
1	600026		17,676,623.20	5.31
2	000100	TCL	16,652,570.50	5.00
3	002709		14,165,851.00	4.25
4	603061		13,969,717.00	4.20



14	301129		8,322,983.80	2.50
15	002446		8,273,561.00	2.49
16	002876		8,066,560.00	2.42
17	002859		8,025,197.00	2.41
18	002782		8,004,855.00	2.40
19	301312		7,978,788.00	2.40
20	600482		7,931,056.00	2.38
21	300847		7,749,960.50	2.33
22	605068		7,581,249.00	2.28
23	301117		7,360,052.00	2.21
24	300760		7,165,262.00	2.15
25	688628		6,957,195.98	2.09
26	002845		6,802,771.80	2.04

" "

## 8.4.3

:

	408,440,989.10
	408,477,755.67

" " "

## 8.5

## 8.6

## 8.7

## 8.8

## 8.9

## 8.10

## 8.11

## 8.11.1

8.11.2

8.12

8.12.1

8.12.2

8.12.3

1		33,599.64
2		-
3		-
4		-
5		-
6		-
7		-
8		-
9		33,599.64

8.12.4

8.12.5

8.12.6

§ 9

9.1

				%		%
A	1,505	115,237.47	880,600.79	0.51	172,551,797.90	99.49
C	455	16,328.96	1,734,351.15	23.34	5,695,327.76	76.66
	1,938	93,324.09	2,614,951.94	1.45	178,247,125.66	98.55

9.2

			%
	A	0.00	0.0000
	C	56,415.55	0.7593
		56,415.55	0.0312

9.3

	A	0
	C	0
		0
	A	0
	C	0
		0

§ 10

	A	C
2020 8 4	204,128,356.91	-
	175,078,381.00	6,345,783.44
	13,130,312.22	6,350,812.15



11.6

11.6.1

11.6.2

11.7

11.7.1

			(%)		(%)	
	2	817,729,719.01				

9			2023 9 22
10			2023 10 24
11			2023 11 11
12			2023 11 25
13			2023 12 21
14			2023 12 28

§ 12

12.1

20%  
20%

12.2

--

§ 13

13.1



13.2

1 3 B 42

13.3

800-810-8802

| (010)6505-0105

www.ci.cc.com

2024 3 30