



---

2022

PPI



CICCC  
中金公司

---

AI

1990

2022

PPI

2023

"

" 1

2022

PPI

PPI

2011 10

2016

2011

10

PPI

2022

7

2023 11

PPI

2022

5



2023

"

" 2

"

" 3

"

"

"

"

2008

PPI

"

"

2012-2018

PPI

2016

2020

PPI

2022 6

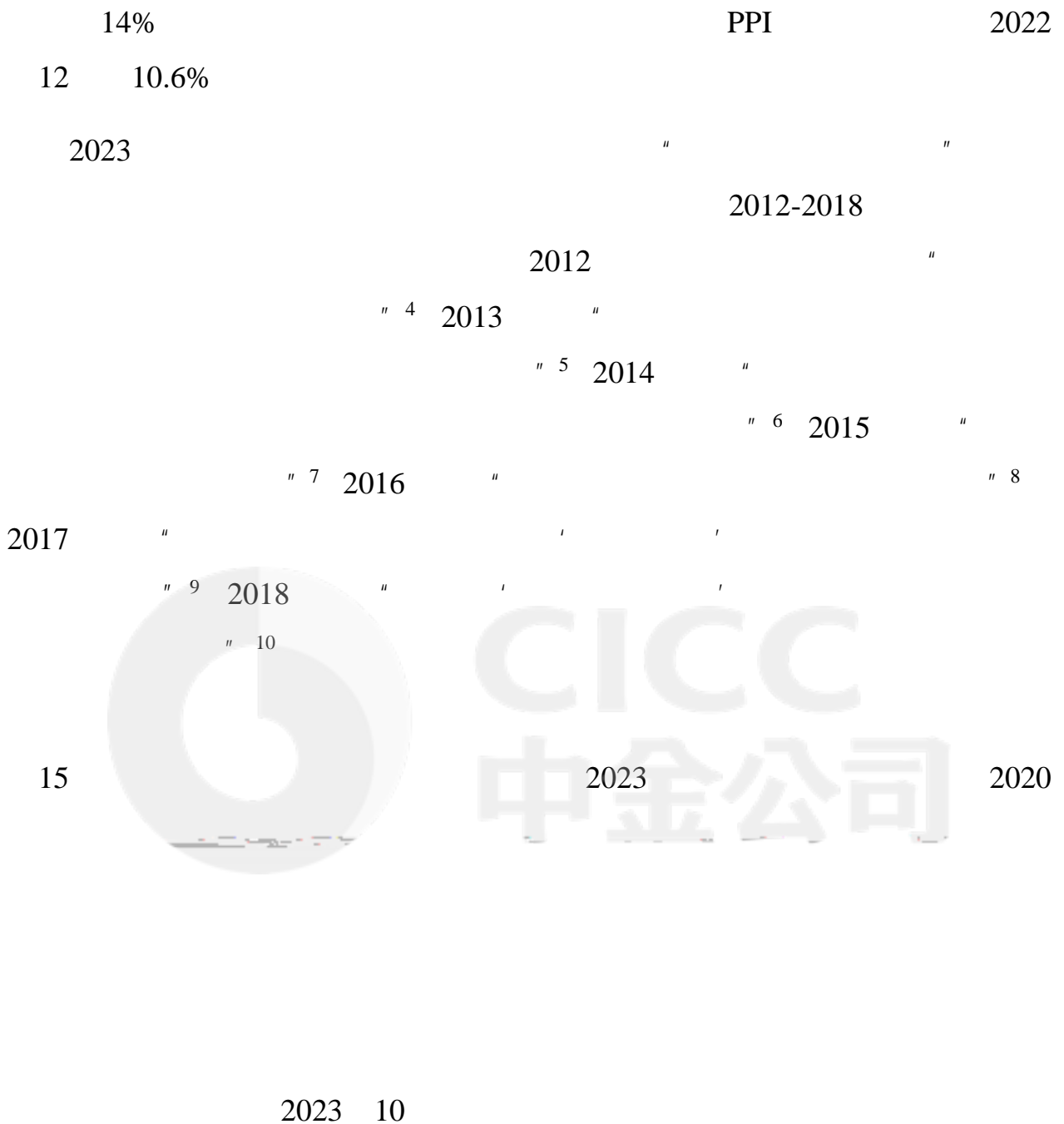
22.4%

2020

GDP

9%

<sup>1</sup> [https://www.gov.cn/yaowen/liebiao/202312/content\\_6919834.htm](https://www.gov.cn/yaowen/liebiao/202312/content_6919834.htm)  
<sup>2</sup> [https://www.gov.cn/yaowen/liebiao/202312/content\\_6919834.htm](https://www.gov.cn/yaowen/liebiao/202312/content_6919834.htm)  
<sup>3</sup> [https://www.gov.cn/yaowen/liebiao/202312/content\\_6919834.htm](https://www.gov.cn/yaowen/liebiao/202312/content_6919834.htm)



<sup>4</sup> [https://www.gov.cn/ldhd/2012-12/16/content\\_2291602.htm](https://www.gov.cn/ldhd/2012-12/16/content_2291602.htm)  
<sup>5</sup> [https://www.gov.cn/ldhd/2013-12/13/content\\_2547546.htm](https://www.gov.cn/ldhd/2013-12/13/content_2547546.htm)  
<sup>6</sup> [https://www.gov.cn/xinwen/2014-12/11/content\\_2789754.htm](https://www.gov.cn/xinwen/2014-12/11/content_2789754.htm)  
<sup>7</sup> [https://www.gov.cn/xinwen/2015-12/21/content\\_5026332.htm](https://www.gov.cn/xinwen/2015-12/21/content_5026332.htm)  
<sup>8</sup> [https://www.gov.cn/xinwen/2016-12/16/content\\_5149018.htm](https://www.gov.cn/xinwen/2016-12/16/content_5149018.htm)  
<sup>9</sup> [https://www.gov.cn/xinwen/2017-12/20/content\\_5248899.htm](https://www.gov.cn/xinwen/2017-12/20/content_5248899.htm)  
<sup>10</sup> [https://www.gov.cn/xinwen/2018-12/21/content\\_5350934.htm](https://www.gov.cn/xinwen/2018-12/21/content_5350934.htm)

2023

"

" 11

2022

15.5% 27.1% 17.3%

2015

2015 74.0%



CICC  
中金公司

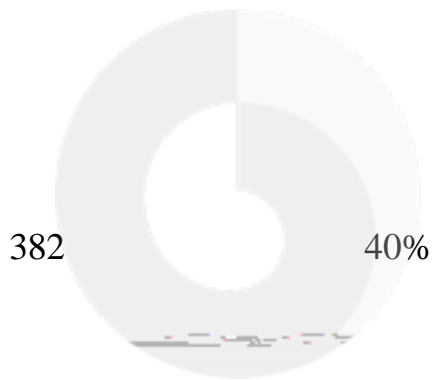
---

2023 12 24

SAC	S0080523070016 SFC CE Ref	BTY091
SAC	S0080520080009 SFC CE Ref	BF988
SAC	S0080520080004 SFC CE Ref	BRG436
SAC	S0080521080004	
SAC	S0080521070001 SFC CE Ref	BSI036

---

<sup>11</sup> <http://politics.people.com.cn/n1/2023/1218/c1001-40140875.html>



CICC  
2021 665 2023  
中金公司

lock-in effect

+

"

" "

"

"

18

GDP

3.9% 2021

GDP

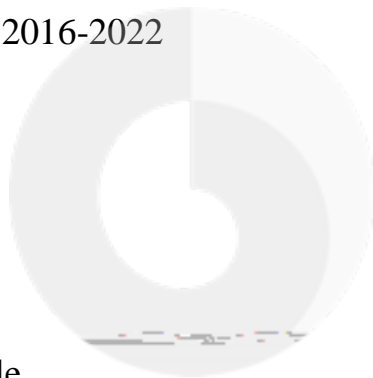
"

12

2008

2016

2016-2022



Kastle

44

CICC  
中金公司

30

10

7.7%

12

6.7%

100 bp

" " " " +

" "



CICC  
中金公司

---

2023 12 24

SAC S0080520080007 SFC CE Ref BRF443  
SAC S0080523060021  
SAC S0080520080009 SFC CE Ref BFE988



CICC  
中金公司

AI

AI



AI

AI



CICC  
中金公司

14%

SEC  
AI  
SEC  
Consolidated Audit Trail CAT 2023 9  
5 2023 2



CICC  
中金公司

2015

36%

56%

2006



CICC  
中金公司

2023

3

Patrick McHenry

230

230

230

230




1995

48%

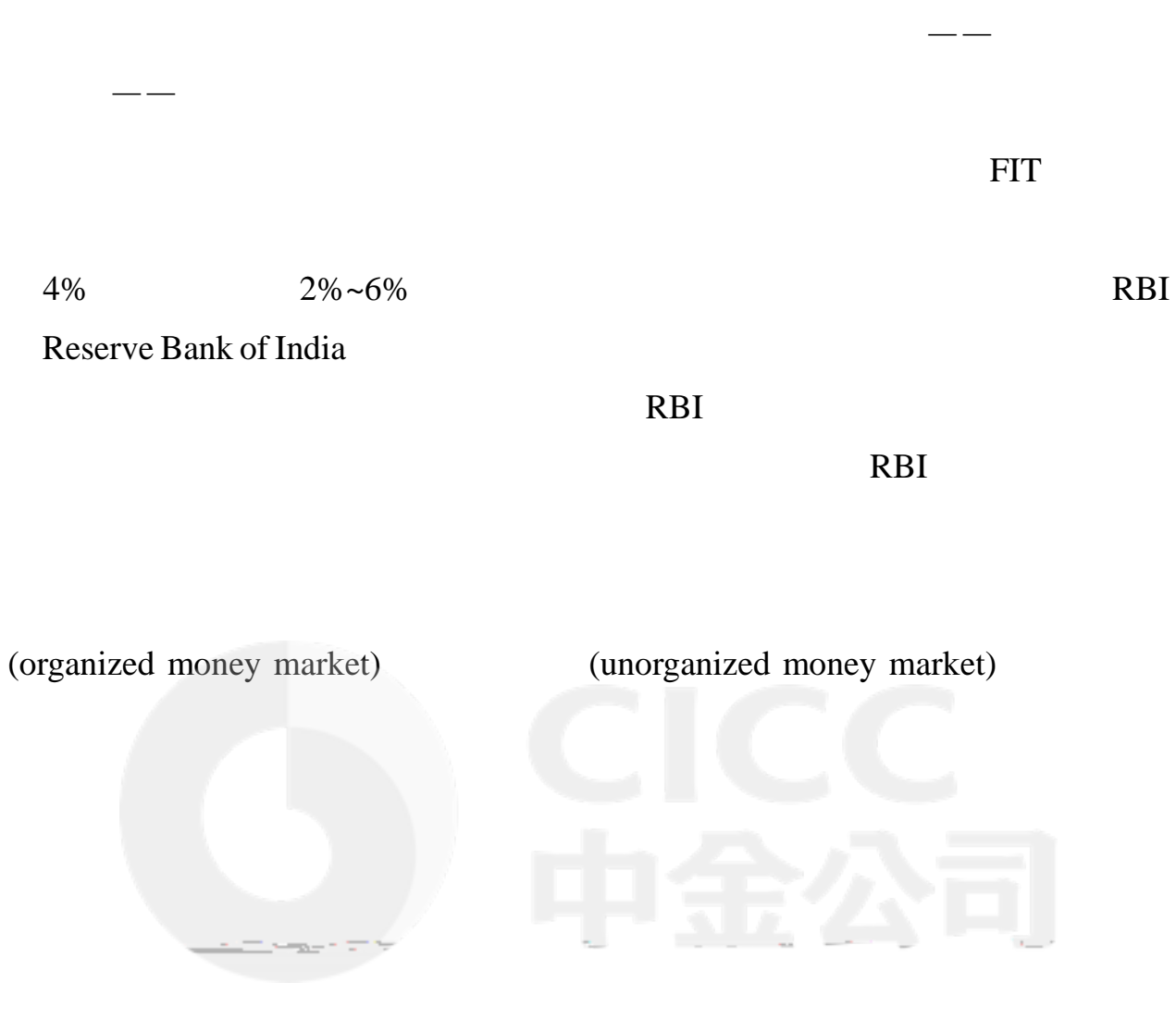
---

2023 12 25

SAC S0080523030009  
SAC S0080520100001 SFC CE Ref BTM576  
SAC S0080523020001



<sup>13</sup> [https://macrofinance.nipfp.org.in/PDF/Chakrabarti2007\\_ndf\\_note.pdf](https://macrofinance.nipfp.org.in/PDF/Chakrabarti2007_ndf_note.pdf)



---

2023 12 28

SAC

S0080523110005 SFC CE Ref BSB843

---

2023.12.24  
2023.12.24

---

2023.12.24  
2023.12.24 A A  
2023.12.24 2024  
2023.12.28  
2023.12.29

---

2023.12.25  
2023.12.26

2023.12.26

2023.12.27  
2023.12.27  
2023.12.28  
2023.12.29

---

2023.12.25

2023.12.25 REITs REITs 12.18-12.22  
2023.12.25 3C

2023.12.25

2023.12.25 11

12

2023.12.25 " "



2023.12.25	2024			/
2023.12.26				
2023.12.26	"	"	OLED	
2023.12.26			#371	
2023.12.26				
2023.12.26			2024	
2023.12.26				
2023.12.27				
2023.12.27				
2023.12.27			2024	
2023.12.27				
2023.12.27			2024	VR AI
2023.12.27				
2023.12.27			11	
2023.12.27				
2023.12.28			OEM	
2023.12.28				
2023.12.28				7 11
2023.12.28		2024		
2023.12.28			2024	AI
2023.12.29			5	
2023.12.29				" "
2023.12.29		2024		
2023.12.29		eVTOL		
2023.12.29			2024	
2023.12.29				2024
2023.12.29		11		





CICC  
中金公司

---