




.....	1
.....	2
.....	4
.....	8
.....	10
.....	11
.....	19
.....	26
.....	33
.....	36
.....	37
.....	39
.....	47
.....	48
.....	54
.....	56
.....	57
.....	58
.....	59
.....	65
.....	67
.....	68
.....	68
.....	69
.....	69



24 [2010]53 2010 3 8 2010 1 14 2010 3
2010 3 29 2018 11 30 <
> 2018 39
2020 4 30



1

- O jü Ä " €

€ ü

2

(

(

(

(

(

€

Y






" "

T+0

A

2020 9

1



1 200

2

3

4

5

6

7

8

2020

9 1

9

10 2003 10 28

2012 12 28 2013

6 1 2015 4 24

< >

11 2013 3 15 6 1

12 2019 7 26 9 1

13 2014 7 7 8 8

14

2017 8 31

10 1

15

16

/

17

18

19

20

21

22

23

24

25

26

27

28

29

30

31

32

33

34 T

35 $T+n$ T n


44

(

)

10%

4



1.00

2024 12 31


2024 12 31

2024 12 31

A

C

A C
A C



	20	200
5000		50

2024	12	31	2024	12	31
			2024	12	31



1

2

3

1

2

3

4

5

1

2

T 7 ()

3

) T+2 () T+1 T (T

1

2

3

4

5

1

4

5

T

T+1

2

2

3

2

4

5

1 2 3 5 6 8

7

)

10%

2

1

2

1

1

3

1

1



1 2 27 28

1995 7 31

436866.7868

010-65061166

1

1

2

3

4

5

6

7

8

9

10

11

12

13

14

15

16

17

2

1

2

12

13

14

15

16

15

17

18

19

20

21

22

23

24

25

26

1992 10 14

[(1992)391]

153.87

[2005]25

1

1

2

3

4

5

6

7

2

1

2

3

4

5

6

7

8

9

10

11

15

12

13

14

15

16

17

18

19

20

21

22

1

1

2

3

4

5

6

7

8

9

2

1

2

3

4

5

6

7

8

9



1

1

2

3

4

5

6

7

8

9

10

11

10%

10%

12

13

2

1

3

2

3

10%

30

6

1

30

1

2

3

4

5

6

7

2

3

1

4

3

3

4

1

2

1

50%

50%



2

30

2

1

2

2

1

1





1

2

3

4

5

1

2

3

4

1

10%

10%

2

6

3

4

5

2

6



7

8

1

10%

10%

2

6

3

4

5

2

6

7

1

10%


10%

2

3

2





1

2

3

4

5

1

2

3

4

20

5

6

7



"

"

(

)

0%-85%

50%

5%

20%

1

2

Equity Risk Premium

		Earning Yield	P/E	
	300	5	AAA	
1	10	5		5%
	20%-65%			
2	10	5		5%
	0%-45%			
3				

1

2

3

0%-45%

3

alpha

YTM

4

5

6

ABS

MBS

1

1

0%-85%

50%

2

5%

3

A+H

10

4

A+H

10

5

10

6

20

7

()



10

đ

10


9


BBB (BBB)

3

¢

¢





				$\times 65\%+$	800	\times
25%+		$\times 5\%+$		()	$\times 5\%$	
			"	800	" "	"
"	"	"			"	
	30%	65%	5%			

1

2

3



0.25%

1

1

2

3

4

5

6

2

1

2

3

3

4

5

6

7

8

9

10

1

0.0001

5

2

4 (4)

1

2

1

2

3

4

3

1

2

3

1

2

3 C

4

5

6

7

8

9

10

11

1

1.0 %

H E× 1.0 %÷

H

E

5

2

0.15%

H E×0.15%÷

H

E

5

3 C

A

C

0.4 %

C

0.4 %

H E× 0.4 %÷

H C

E C

C

5

"

"

4 11

1

2

3

4



1

3

2

3

4

5

A

C

6





1

2

1 1 12 31

3

4

5

6

7

1

2

3



"

"

"

"

- 1
- 2
- 3
- 4
- 5
- 6

1

2

3

4



15

2

20%

2

1

2

3

4

5

6

7

8

9

12

12

10

11

12

13

14

15

16

17

18

19

20

21

22



10



10

1

2

1

2

6

3

4

1

30

2

3

4

1

2

3

4

5

6

7

5

6

5

15

1

2

3



1

2020 4 30

2

3

4

5

1

1

2

3

4

5

6

7

8

9

10

11

12

13

14

15

16

17

2

1

2

3

4

5

6

7

8

9

10

11

12

13

4

5

6

7

2

1

2

3

4

5

6

7

8

9

10

11

15

12

13

14

15

16

17

18

19

20

21

22

1

1

2

3

4

5

6
7
8
9
2

1
2

3
4
5

6
7
8
9

1

1

2

3

4

5

6

7

8

9

10

11

10%

10%

12

13

2

1

2

3

4


5

3

50

200

5000



1

2

3

10

60

60

4

10%

10%

10

60

10%

10%

10

60

5

10%

10%

10%

10%

30

6

1

30

1

2

3

4

5

6

7

2

3

1

1

2

3

6

2

1

2

2

3

3

6

4

3

3

4

1

2

Ä

Ä


50%

50%

2

1

1



5

2

1

3

2

3

4

5

A

C

6



1

2

3 C

4

5

6

7

8

9

10

11

1

1.0 %

-
- 1
 - 2
 - 3
 - 4

" "

()

0%-85%

50%

5%



1

1

0%-85%

50%

2

5%

3

A+H

10

4

A+H

10

5

10

6

20

7

()

10

8

10

9

BBB (BBB)

3

10

11

40%

1

12					(
)	
		15%		30%	
13					
1					10%
2					
		95%			
3					
		20%			
			20%		
4					15%
	30%				
	30%				
14					
	15%				
15					
16					140%
17				20%	
18					
	2	9	14	15	

10

"

(

0.0001

5

1

2

1

2

3

4

6

1

30

2

3

4

1

2

3

4

5

6

7

5

6

5



15



(/)

/