

“ ”

“ ”

“

“

”

”

17

[2008]26

“

”

“

”

2021 8 11

2018 11 28

<

>

2018 39

2022 7 29



" "

" "

2022 7 29

"

" "

" "

" "

"

"

" "

"

"

"

2023 9 6

2023 6

.....	2
.....	1
.....	2
.....	8
.....	26
.....	28
.....	31
.....	32
.....	33
.....	44
.....	59
.....	62
.....	63
.....	69
.....	71
.....	74
.....	75
.....	82
.....	85
.....	93
.....	95
.....	112
.....	124
.....	124
.....	127
.....	128



" " " "

" "

" "

" "

" "

" "

"

" " "



1

200

2

3

4

5

6

7

8

9

10

2003 10 28

2012 12 28

2013 6 1

2015 4 24

<

>

11

2020 8 28

10 1

12				2019	7	26		9	1
	2020	3	20						
13				2014	7	7		8	8
14						2017	8	31	
10	1								
15									
16						/			
17									
18									
19									
20									
21									
22									
23									

24

25

26

27

28

29

30

31


32

33

34 T

35 $T+n$ T n (T)

36



37

38

39

40

41

42

43

44

(

)

10%

45

46

47

48

49

50

51

52

10

53

54

55 A

56 C

57

58



59

1

2

3



1 " " 2 27 28
 1995 7 31

1 2 27 28
 482, 725. 6868
 010-65051166

1

ESG

1964 2 2019 8

1984 12 1998 12

601398

01398

" "

1998 12

2003 11


2003 11 2008

7

2008 7 2013 11

2013 11 2015 3

	2015	3	2018	6			
			601328			03328	
		"	"		2018	6	2018 10
				2001			
		1964	1	2020	2		
2019	12						1998 2
		2015	4	2019	12		
		1988	7	1998	1		
			00939				601939
						1985	7
			1988	7			
		1981	10	2023	6		
			"	"			
	2006	7					
		/					/
		601066				06066	
		2003	6				2006
6						2017	12
		1977	2	2023	6		
							1999
7	2011	11					
		601398				01398	
	"	"					



	2011	11	2016	4			
	2014	9	2016	4		2016	
5	2022	8					
	601688				06886		
					1999	7	
		2005	1				
	1970	9			2020	2	
			1992	8			
						002948	
		03866					
					688139		
						300143	
					600690		
	06690						
				1992	6		
	2009	7					
2022	1						
		1969	6		2020	2	
		2023	4				
		600061				2023	6
				2008	5	2008	11
	2008	11	2010	8			2010
8	2014	8				2013	3

2014	8								
2014	8	2017	5					2016	8
		2017	5	2018	3				2017
12								2017	12
				2018	3	2019	4	2019	1
		2019	4	2021	11			NEEQ	834777
		2020	5	2023	6				1990
7						2003	1		
		1957	9	2022	6				
		HKI CPA						CAANZ	
		CPAA				ACCA			
			30						
				2021	4				
						02251			
2021	8								
		601318						02318	
		2022	8						
		09988						BABA	
		2022	10						
		00272							
		1981	12					1988	10
		1963	11	2022	6				

1999 11

1988 7

1999 10

01359

01177

000877

2013 7 2019 8

601988 03988

2018 11 2019 11

601611

2011 1 2023 8

02328

1985 7 1988 6

1997 6

1997 9 1999 9

• 1949 4 2020 2

2019 1

2017 2005

1979 1997

1997 2012 Judge Si nyi

2012 2016

2016 2010 11 2017

11 601328

03328 1981

1981 2 2023 6

MBA

2009 5

2016 8 2013
 9 2014 9 Wertheim
 2003 7
 2005 7
 2007 9 2008 9
 2009 1
 2
 2020 2
 28
 1965 1 2017 6
 2015 10 " "
 1991 6 2005 5
 2005 5 2005 9
 2005 9
 2006 9
 2006 9 2012 9
 2012 9 2015 8
 1986 7
 " " 2009 1
 1957 6 2015 5
 1994 1995 2004
 9 % #

2020 2
08130

1982 1 1993 11

The University of Oxford

CEA

1980 12 2020 2

2020 2 2011 7

/

2003 7 2011 7

2003 7 2009 7

2010 7

3

1964 1 2020 2

2019 12 1998 2

2015 4 2019 12

1988 7 1998 1

00939 601939

1985 7

1988 7

1964 2 2015 4

2009 5

1993

9 2008 8

2002 9 1987 7

1993 9

(Northeastern University)

(Leonard N. Stern School of Business of New York University)

1997 6

1968 7 2017 2

2016 5

2000

3 2016 5 2008

6 2016 5

2006 11

2008 6

2000 3 2006 11

1997 7 2000 2

1991 9 1997 5

20 1994 11

1995 10

1990 6

1966 3 2017 6

2020 12 1998 12 2005

12

2005 12 2008 1

2008 1 2011 11

				2005	12	2010	4
							06881
			601881				
	2007	1	2010	9			
	2007	11	2010	1			
	2011	3	2012	11			
2012	11	2015	8				
	2012	3	2019	11			2011
11	2020	4					2011
11	2020	11				2011	12
2020	11			2019	11	2020	12
				1997	6		
		1977	6	2018	4		
2017	2					2020	11
		2022	6				
	2004	5					
				1999	7	2002	6
				2002	7	2004	4
				1998	7		
2018	7						Kellogg
(Kellogg School of Management							Northwestern University)EMBA
		1966	2	2021	10		
	2021	8					
1994	4	2021	8				
				2020	5	2021	8
						1990	4
						1994	4



1990 4

1974 10

2023 1

2000 1

2008 1

2005

1,500

(2006-2010)

1997

2000

1971 8

2023 1

2017 1

"

"

2017

3

2022 7

1992

2003

1974 11

2023 1

2022 7

1998

2010 1

1996

1998

1974 7

2023 4

601881

06881

1998 7

2011 6

1967 12

2017 6

2004 4

2011 3 2015 2

1991 7 1996 3

STONE Group

1996 4 2004 3

Bank One N. A.

1991 7

1997 7

1971 10

2015 5

2011 9

1998 4

1995 5 1997 8

1993

6 1996 6



2009

11

2015

6

2018

A

5

6

1



2

3

4

5

6 1 1 1 1 1 1 1

17

18

19

20

21

22

23

24

25

26

1

2

1

2

3



4

5

6

7

8

3

1

2

3

4

5

1



2

3

4





" "

1

1983 10 31

"

==2



"

"

2007

" SAS70" " AAF01/06" " ISAE3402" " SSAE16"

2020

" ISAE3402" " SSAE16"

,



1

1

1

2

27

28

1

2

27

28

010-65051166

2

1

1

1983 10 31

95566

2

2666

L4601-L4608

95532 / 4006008008

<http://www.cjis.cn/>

3

25

95533

<http://www.ccb.com/cn/>

4

76

1

4

1-7-2



4000988511

4000888816

<http://kenterui.jd.com/>

5

10

4

1

103

95055

www.duxiaoman.com

6

190 2

400-181-8188

www.1234567.com.cn

7



17

17

010-50938782

010-50938828

68

19

68

19

021-31358666

021-31358600

"



2021 8 11 "

" "

2011 11 4 [2011]1757

2012 2 6 2012 3 9

2012 3 22

2018 11 28

< >

2018 39

2022 7 29

A

B A



1

2

3



1 “ ”

2 “ ”

3

4 “ ”

5

1

2

T 7 ()

3

(T)

T+1

T

T+2 ()



1

1

2

0.01

0.01

3

4

5

1

C

A

A	
M	
M 100	0.8%
100 M 500	0.4%
M 500	1000 /

2

365

3

4

5

1

①

/(1)


/ A

②

=

/ A

2



0.8% 5 A 1.0500

50,000/ 1 0.8% 49,603.17
 50,000 49,603.17 396.83
 49,603.17/1.0500 47,241.11

5 A A
 1.0500 47,241.11 A
 550 A
 1000 A 1.0500

:

1000
 5,500,000-1000 5,499,000
 5,499,000/1.0500 5,237,142.86

550 A A
 1.0500 5,237,142.86 A
 = / C
 550 C
 0 C 1.0500

:

5,500,000/1.0500 5,238,095.24
 550 C C
 1.0500 5,238,095.24 C

2

" " T



$$\begin{aligned}
&= \quad \times T \quad \times \\
&= \quad \times T \quad - \\
&100 \quad 10,000 \quad A \quad 365 \\
&500 \quad 10,000 \quad A \quad 365 \\
&A \quad 1.0160 \\
&= 0.00 \\
&= 10,000 \times 1.0160 - 0.00 \quad 10,160.00 \\
&1.0160 \quad 10,000 \quad A \quad A \\
&10,160.00 \\
&3 \\
&T \quad =T \quad /T \\
&4 \quad 5 \\
&T \\
&T+1
\end{aligned}$$

- 1
- 2
- 3

4

5

6

50%

7

50%

50%

8

1 2 3 5 6 8

7

1

2

3

4

5

6

50%



7

4

1

10%

2

1

2

10%



3

10%

" 1

" " 2

"

4

2

()

20

3

3

1

2

1


1

3

1

1





“

”



"

"

0-30%

0-50%

5%

1



2

1

1

2

3

4

AA

AAA

50%

AA+

0-50%

AA

0-20%

5



2

/ -1

20%

3

4

3

1

1



2

2

1

2

	P/E	P/B
PEG	EV/SALES	
EV/EBITDA	FCFF	FCFE
DDM		

3

A
"

4

5

1

2

6

7

1

1

0-30%

0-50%



2

5%

3

A+H

10



18

19

10

2 15 15

6

2

1

2

3

4

©

|



$$800 \times 12\% + (\quad) \times 3\% + 800 \times 85\% +$$

1

2

3

9.2

9.2.1

			%
A		1,576,265.00	0.44
B		2,451,372.00	0.68
C		51,880,156.64	14.42
D		-	-
E		2,870,000.00	0.80
F		4,134,975.00	1.15
G		1,646,352.00	0.46
H		-	-
I		-	-
J		4,788,578.00	1.33
K		2,222,918.00	0.62
L		-	-
M		-	-
N		-	-
O		-	-
P		-	-
Q		-	-
R		-	-
S		-	-
		71,570,616.64	19.90

9.2.2

		%
	-	-
	-	-
	-	-
	-	-
	-	-
	-	-
	-	-
	-	-
	-	-
	152,864.28	0.04
	-	-
	-	-
	152,864.28	0.04

9.3

					%
--	--	--	--	--	---

1

37	603255		15,700	796,932.00	0.22
38	00700		500	152,864.28	0.04

9.4

9.4.1 2% 20

					(%)
1	601668		4,621,752.00		1.30
2	300502		4,611,429.00		1.30
3	000001		4,375,698.00		1.23
4	600048		4,156,931.00		1.17
5	600522		3,911,472.00		1.10
6	002867		3,837,920.00		1.08
7	688680		3,761,268.86		1.06
8	000858		3,725,320.00		1.05
9	002129	TCL	3,639,397.00		1.02
10	300604		3,592,327.00		1.01
11	300827		3,389,823.00		0.95
12	600584		3,145,545.00		0.88
13	603589		3,099,257.82		0.87
14	601111		3,069,742.00		0.86
15	000100	TCL	3,055,304.00		0.86
16	000651		2,996,746.00		0.84
17	600079		2,921,638.00		0.82
18	002046		2,896,166.00		0.81
19	601838		2,874,521.00		0.81
20	601225		2,838,931.00		0.80

" "

9.4.2 2% 20

					(%)
1	300502		6,969,106.96		1.96
2	300604		5,033,798.00		1.42
3	000975		4,230,197.00		1.19
4	300229		4,212,084.00		1.19
5	000999		3,851,208.00		1.08
6	002129	TCL	3,572,766.00		1.01
7	000028		3,338,361.00		0.94
8	600584		3,326,909.00		0.94
9	603883		3,255,334.00		0.92

10	300827		3,245,978.80	0.91
11	601128		3,198,279.00	0.90
12	600487		3,110,297.00	0.88
13	000001		3,028,124.00	0.85
14	300573		2,985,499.00	0.84
15	002046		2,961,584.00	0.83
16	002430		2,953,704.00	0.83
17	603916		2,914,273.12	0.82
18	601225		2,906,618.00	0.82
19	601117		2,901,383.00	0.82
20	601838		2,837,522.00	0.80

" "

9.4.3

:

	284,837,807.88
	275,048,894.00

" " " "

9.5

			%
1		19,856,003.01	5.52
2		-	-
3		51,528,637.10	14.33
		-	-
4		51,799,459.04	14.40
5		-	-
6		215,951,412.93	60.04

7

		04			
3	102100693	21 MTN001	200,000	20,350,644.81	5.66
4	019679	22 14	170,000	17,305,641.37	4.81
5	113052		105,630	10,744,032.46	2.99

9.7

9.8

9.9

9.10

9.11

9.11.1

9.11.2

9.12

9.12.1

9.12.2

9.12.3

1		56,623.63
2		-

		-
		-
		-
		-
		-
		-
		-
		56,623.63

:

			%
113052		10,744,032.46	2.99
127018		5,321,826.33	1.48
113043		4,649,837.76	1.29
127006		3,892,969.95	1.08
127045		3,581,960.54	1.00
128129		1,070,228.71	0.30

2022 7 29

2023 6 30

10.1

A

--	--	--	--

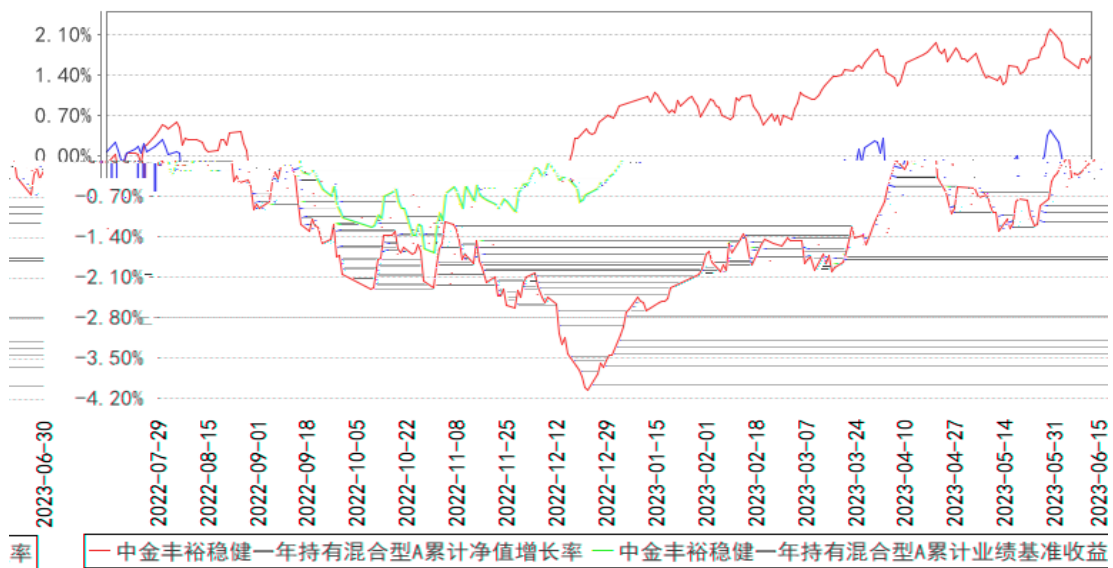
	3.33%	0.20%	2.10%	0.13%	1.23%	0.07%
	-0.23%	0.21%	1.75%	0.15%	-1.98%	0.06%

C

	0.09%	0.22%	0.52%	0.13%	-0.43%	0.09%
	0.78%	0.22%	0.53%	0.12%	0.25%	0.10%
	3.13%	0.20%	2.10%	0.13%	1.03%	0.07%
	-0.81%	0.21%	1.74%	0.15%	-2.55%	0.06%

10.2

中金丰裕稳健一年持有混合型A累计净值增长率与同期业绩比较基准收益率的历史走势对比图







0.25%



1

1

2

3

4

5

2

1

2

3



3

4

5

6

7

8

9

10

11

1

0.0001

5



1

2

3

50%

4

1

9

2



1

3

2

3

4

5

A C

6





1

2

3 C

4

5

6

7

8

9

10

11

12

1

0.60%

H $E \times 0.60\% \div$

H

E

5

2

0.10%

H $E \times 0.10\% \div$

H

E

5

3 C

A

C

0.4%

C

0.4%

H $E \times 0.4\% \div$

H C

E C

C

5

"

"

4 11

1



2

3

4

" "



1

2

1 1 12 31

3

4

5

6

7

1

2

3



“ ”
“ ”

- 1
- 2
- 3
- 4
- 5
- 6



1

2

3

4



15

2

20%

”

“

2



1

2

3

4

5


6

7

8

9□

9



" "



10



1

2

3

"

"

10%

"

"

20



1

2

1

2

"

"

3





1

1

2

3

4



8

2

3

1

1



2

3

50%

"

"

"

"

2

"

"

3

1

2

10%

3

10%

" 1

" " 2

"

4

2

()

20

"

"


"

"

4



5



2

3

4

"

"

T+0

A

5



5

IT

/

/

6

7

1

2

3

4

5

1

2





1

2

1

2

6

3

4

1

30

2

3

4

1

2



3

4

5

6

7

5

6

5



1

1

2

3

4

5

6

7

8

9

10

11

12

13

14

15

16



14

15

16

15

17

18

19

20

21

©

22

23

24

25

26



1

2

3

4

5

6

7

2

1

2

3

4

5

6

7

8

9

10

11

12

13

14

15

16

17

18

19

20

21

22



1

1

2

3

4

5

6

7

8

9

2

1

2

3

4

5



6

7

8

9

1

1

2

3

4

5

6

7

8

9

10

11

10%

10%



12

13

2

1

2

3

4

5

6

3

50

200

5000

1

2

3

10

60

60

4

10%

10%



10

60 10% 10%

10

60

5 10% 10%

10% 10%

30

6

1 30

1

2

3

4

5

6

7

2



3

1

1

2

3

6

2

1

2



2

3

3

6

4

3

3

4

1



2

1

50%

50%


2

30

2

1

2



2

1

1

2

3

4



2

5

2

1

10%

10%

2



3

4

3

6

5

50%

50%

6

7

1

2

I



3

4

1

30

2

3

4

1

2

3

4

5

6

7

5

6



5



" "

1 2 27 28

1 3 B 42

100020

1995 7 31


[2007]196


482, 725. 6868

" "

" "

1







14

15%

15

16

95%

17

18

10

2

15

16

6





1

2

3

4

5

1

2

3

4



1

2

3

4

30



1

2

3

4

5

0.25%

0.5%

6

7

8

1

2

3

5

45



10

15

40

60

60

90

20

¢

¢

*



- 1
- 2
- 3
- 4



1

2

800-810-8802

| (010)6505-0105

[www. ci cc. com. cn](http://www.ci cc. com. cn)

1			2022/7/29
2			2022/7/29

3	A		2022/7/29
4			2022/7/29
5			2022/7/29
6			2022/7/29
7	C C		2022/7/29
8			2022/8/9
9	2022 3		2022/10/26
10			2022/11/11
11	2022 4		2023/1/20
12			2023/2/14

13			2023/2/14
14			2023/2/21
15	2022		2023/3/30
16			2023/4/14
17	2023 1		2023/4/20
18			2023/6/14
19	2023 2		2023/7/20
20			2023/8/25
21	2023		2023/8/30



