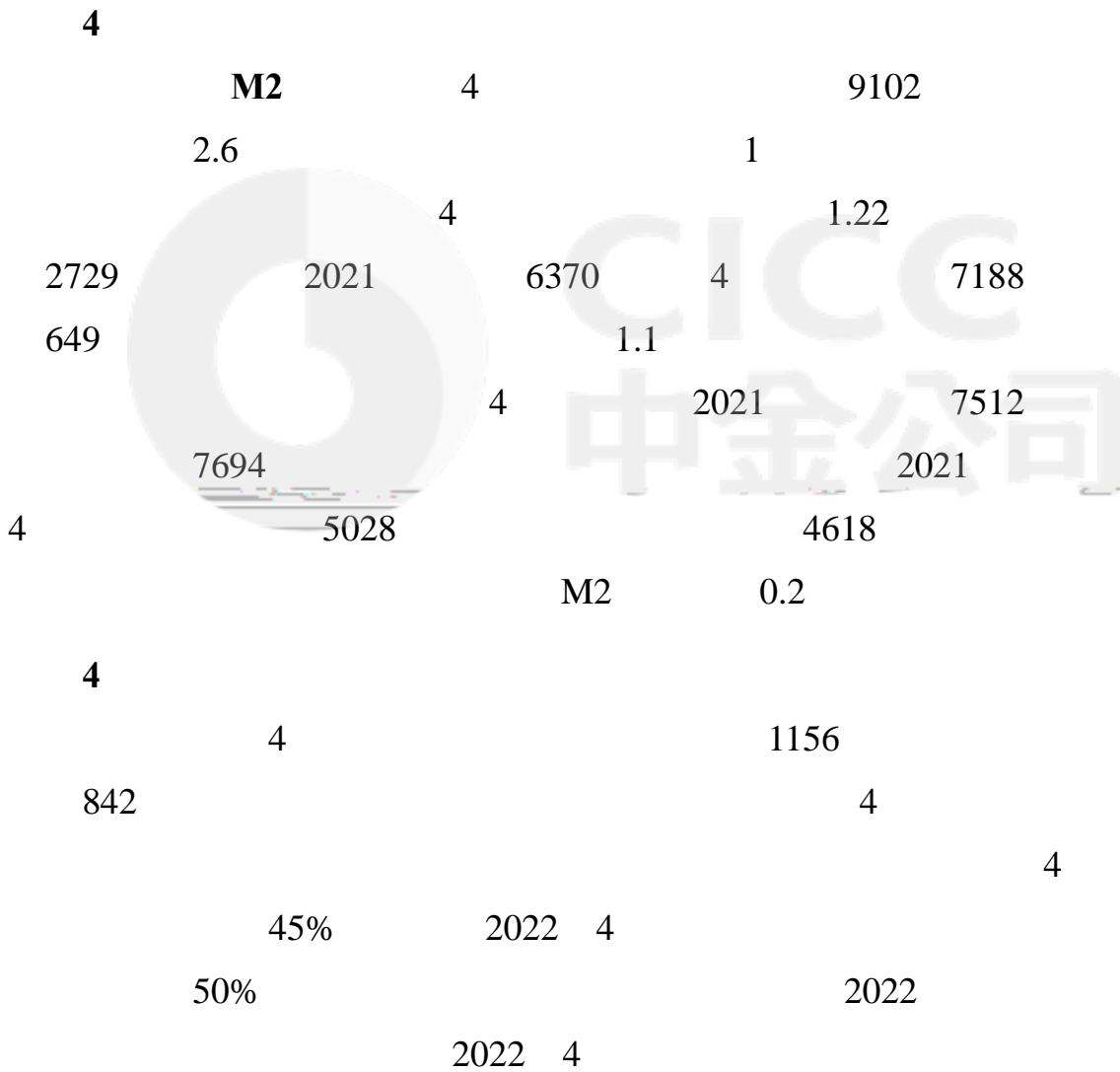




CICC  
中金公司

—4



4

4

1.1

4

2021 4

4

6669

2021 4

4

“

”

“

”

“ ”



CICC  
中金公司

“ ”

3

60%

2019

2.5

2022 GDP 2%



74.3%

2017

2020

2023 GDP 6%

GDP

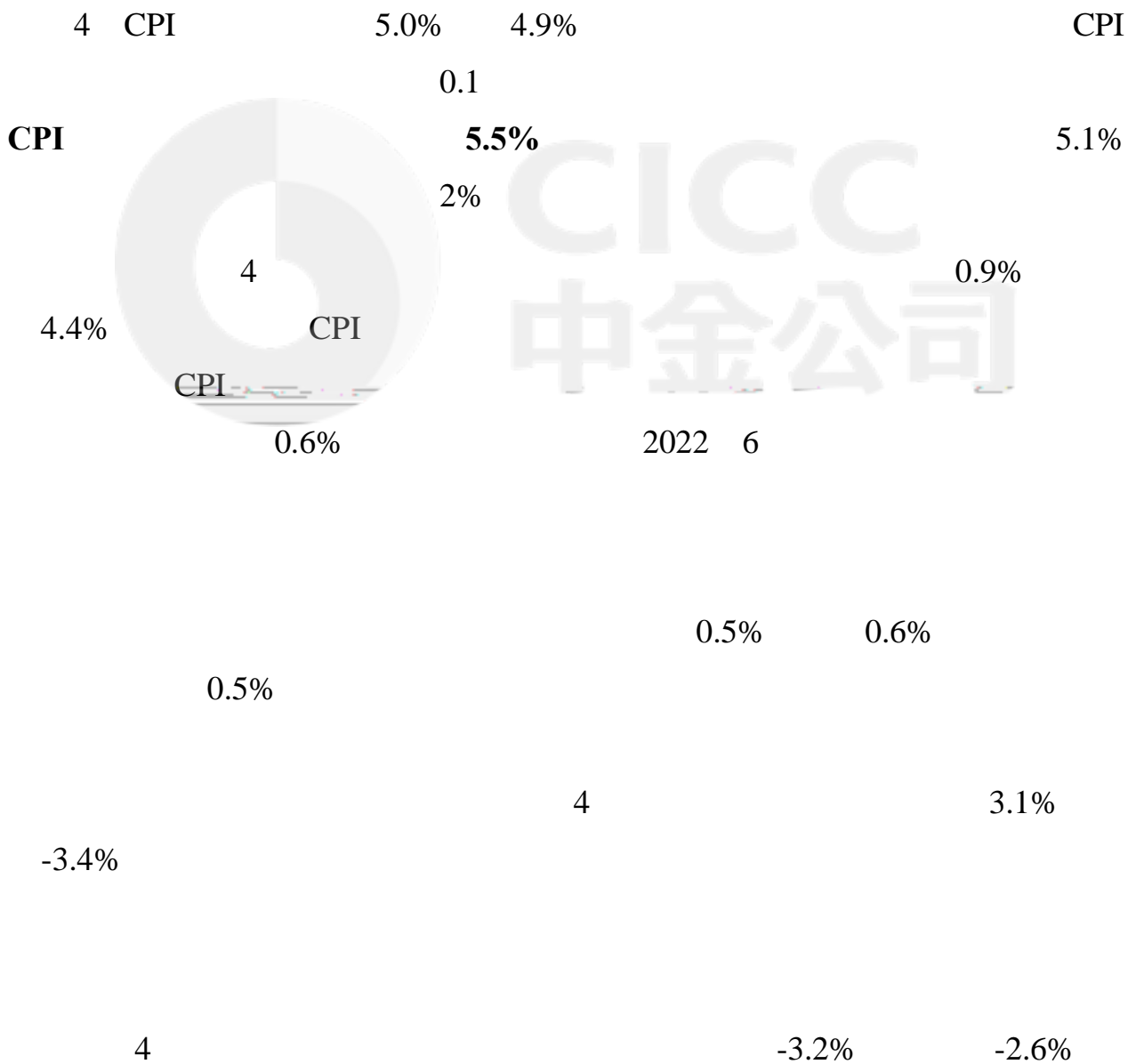


---

2023 5 12

—4

SAC	S0080521070001	SFC CE Ref	BSI036
SAC	S0080520080004	SFC CE Ref	BRG436
SAC	S0080520080009	SFC CE Ref	BF988



-7.8%

0.6%

0.5%

0.5%

0.5%



CICC  
中金公司

SLOOS

”

“


”

“

2023 5 11

SAC S0080520080007 SFC CE Ref BRF443  
SAC S0080121070451  
SAC S0080520080009 SFC CE Ref BFE988

*1*





CICC  
中金公司





20GW+

2H23

150

330kV+500kV

---

2023.5.8

2023.5.9

4

2023.5.11

2023.5.11

2023.5.12

2023.5.12

Alpha

——2023

“ ”

——4

CPI

——2023 4

---

2023.5.8

2023.5.9



2023-5 “

2023-5

CICC  
中金公司

2023.5.12

——4

2023.5.12

23Q1

2023.5.13

2023.5.13

——

2023.5.8

2023.5.8

FY2022&1Q23

2023.5.8

5

Q2

2023.5.8

4

2023.5.8

2023.5.8

2023.5.8

1Q23

2023.5.8

1 4

2023.5.8

2023.5.8

#364

2023.5.8

2023

2023.5.8

2022&1Q23

2023.5.8

AI

2023.5.8

2023.5.9

4

2023.5.9

4

PMI

AI

2023.5.9

3

2023.5.9

2023.5.9

&

FY22/1Q23

2023.5.9

AI

2023.5.9

FY22&1Q23

2023.5.9

1Q23

2023.5.10

2022 1Q23

2023.5.4



2023.5.10 4 b  
2023.5.10  
2023.5.11 DRG  
2023.5.11  
2023.5.11 —1Q23  
2023.5.11 -Roblox 1Q23  
2023.5.11 -Disney  
2023.5.11 4  
2023.5.11  
2023.5.12 —4  
2023.5.12 |  
2023.5.12 #2  
2023.5.12 CICCC  
2023.5.12 beta  
2023.5.13 中金公司  
2023.5.13 Allkem Livent  
2023.5.13 AI PaLM AGI  
2023.5.13 V  
2023.5.14



CICC  
中金公司

价

---

huimin.wu@cicc.com.cn  
ting.wu@cicc.com.cn  
烜暄 xuanxuan.zuo@cicc.com.cn